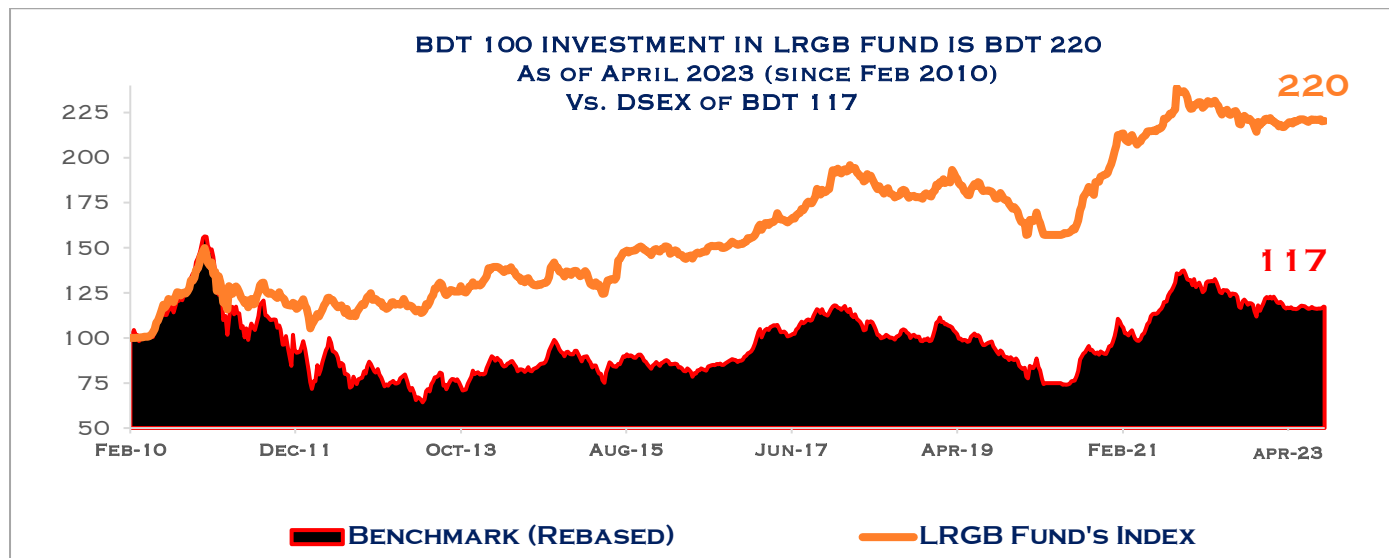


**LR GLOBAL PORTFOLIO PERFORMANCE**

**CONSISTENTLY OUTPERFORMED THE BENCHMARK INDEX ACROSS ALL FUNDS SINCE INCEPTION DUE TO OUR SECURITY SELECTION, ASSET ALLOCATION, MARKET TIMING, AND RISK MANAGEMENT PROCESS.**

\*NOTE: DSE REMAINED CLOSED FROM 26<sup>TH</sup> MARCH TO 28<sup>TH</sup> MAY 2020 DUE TO LOCKDOWN.



**LR GLOBAL MANAGED FUNDS HAVE CONSISTENTLY BEAT THE MARKET WITH OVER 62.3% CASH DIVIDENDS ON AVERAGE. DESPITE A FLAT MARKET SINCE 2010, LR GLOBAL MANAGED FUNDS HAVE MATERIALLY OUTPERFORMED THE BENCHMARK INDEX.**

VALUE ADDITION HISTORY	SINCE INCEPTION	10-YR	9-YR	8-YR	7-YR	6-YR	5-YR	4-YR	3-YR	2-YR	1-YR
CUMULATIVE RETURN LR GLOBAL	120.26%	90.10%	59.43%	69.89%	52.16%	32.75%	17.18%	19.54%	40.12%	3.60%	-2.46%
CUMULATIVE RETURN (DSEX)	17.18%	68.32%	38.53%	46.12%	42.25%	9.64%	7.87%	18.92%	56.24%	11.71%	-5.73%
LR GLOBAL VALUE ADDITION	103.07%	21.78%	20.90%	23.77%	9.91%	23.11%	9.31%	0.62%	-16.13%	-8.12%	3.27%

**MATERIAL VALUE ADDITION IN AN UP & DOWN MARKETS (ANNUALIZED)**

LR GLOBAL RETURN	6.21%	6.63%	5.32%	6.85%	6.18%	4.83%	3.22%	4.56%	11.90%	1.78%	-2.46%
DSEX RETURN	1.22%	5.35%	3.69%	4.86%	5.16%	1.55%	1.53%	4.43%	16.04%	5.69%	-5.73%
LR GLOBAL VALUE ADDITION	5.00%	1.29%	1.63%	1.99%	1.02%	3.29%	1.70%	0.14%	-4.14%	-3.91%	3.27%

**CUMULATIVE CASH DIVIDEND HISTORY**

	2022 - SINCE INCEPTION	2021	2020	2019	2018	2017	2016	2015	2014	2013	2012
DIVIDEND (BDT MN)	5,489.89	4,849.14	3,687.71	3,609.04	3,108.61	2,469.41	1,833.27	1,263.90	766.79	727.04	378.00
DIVIDEND % OF PAR	61.71%	54.51%	41.45%	40.57%	34.94%	27.76%	20.61%	14.21%	8.62%	8.17%	8.04%

**LR GLOBAL INDIVIDUAL PORTFOLIO DIVIDEND HISTORY**

**CONSISTENT PERFORMANCE ACROSS ALL FUNDS  
INCLUDING CASH DIVIDEND HISTORY DESPITE BEAR MARKETS OVER LAST 10 YEARS  
RETURNED OVER 62.3% CASH OF INITIAL INVESTMENT TO UNIT HOLDERS.**

DIVIDEND HISTORY	DBH1STMF	GREENELMF	AIBL1STMF	MBL1STMF	LRGLOBMF1	NCCBLMF1
FUND INCEPTION DATE	4-Feb-10	23-Sep-10	6-Jan-11	3-Feb-11	15-Sep-11	24-May-12
INITIAL FUND SIZE (BDT MN)	1,200	1,500	1,000	1,000	3,111	1,085
TL CASH DIVIDEND (BDT MN)	895.20	757.50	637.50	585.00	1,906.71	707.98
% TOTAL DIVIDEND TO PAR	75%	51%	64%	59%	61%	65%

**ALL INDIVIDUAL FUNDS MATERIALLY OUTPERFORMED  
THE BENCHMARK (DSEX) AND RETURNED OVER 62.3% CASH DIVIDEND ON AVERAGE.**

CUMULATIVE DIVIDEND YIELD	DBH1STMF	GREENELMF	AIBL1STMF	MBL1STMF	LRGLOBMF1	NCCBLMF1
5 YEAR	43.71%	45.20%	48.30%	50.92%	43.83%	42.88%
4 YEAR	38.31%	39.23%	37.98%	40.61%	36.61%	34.72%
3 YEAR	27.18%	27.20%	27.02%	28.76%	30.43%	33.22%
2 YEAR	16.04%	16.05%	26.65%	28.35%	29.81%	23.50%
1 YEAR	17.04%	17.12%	12.96%	14.49%	9.27%	8.60%

CUMULATIVE DIV. YIELD (ANNUALIZED)	DBH1STMF	GREENELMF	AIBL1STMF	MBL1STMF	LRGLOBMF1	NCCBLMF1
5 YEAR	8.74%	9.04%	9.66%	10.18%	8.77%	8.58%
4 YEAR	9.58%	9.81%	9.50%	10.15%	9.15%	8.68%
3 YEAR	9.06%	9.07%	9.01%	9.59%	10.14%	11.07%
2 YEAR	8.02%	8.03%	13.33%	14.18%	14.91%	11.75%
1 YEAR	17.04%	17.12%	12.96%	14.49%	9.27%	8.60%

NOTE: THE DIVIDEND DATA USED FOR AIBL1STMF AND MBL1STMF IS FOR 2022 WHILE THE REST ARE FOR 2021.

**MONTHLY MARKET PERFORMANCE**

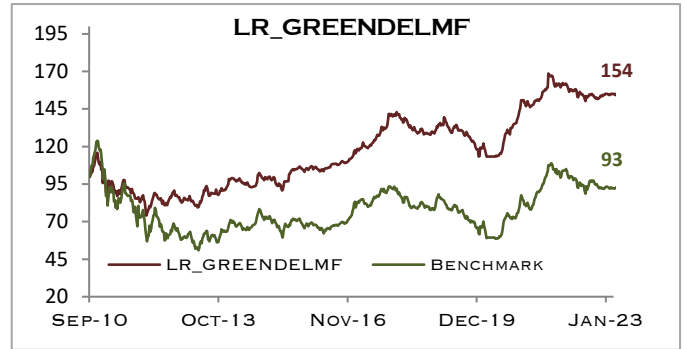
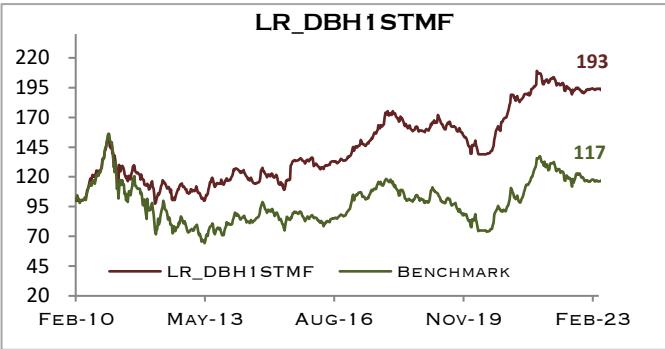
	April'23	March'23	Change
DSEX	6,262.69	6,206.80	0.90%
DBH1STMF	10.24	10.28	-0.39%
GREENELMF	10.06	10.1	-0.40%
AIBL1STMF	10.07	10.12	-0.49%
MBL1STMF	10.48	10.52	-0.38%
LRGLOBMF1	10.42	10.44	-0.19%
NCCBLMF1	10.81	10.81	0.00%

\* LRGLOBMF1's & NCCBLMF1's NOVEMBER'22 NAV RETURN HAS BEEN ADJUSTED FOR CASH DIVIDEND.

LR GLOBAL PORTFOLIO UPDATE

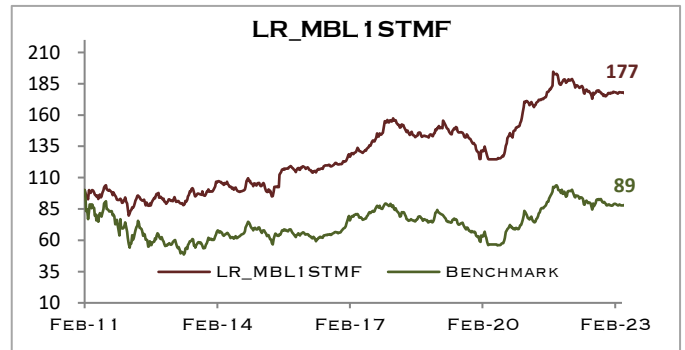
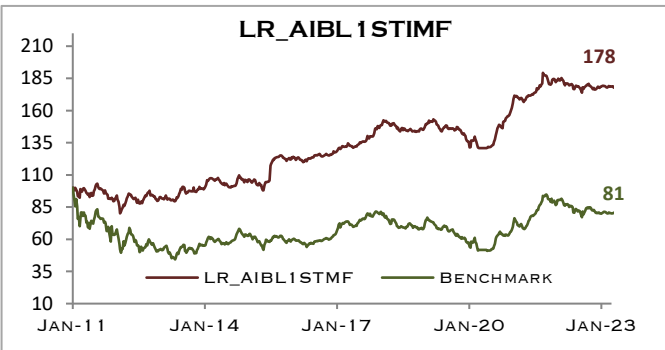
DBH1STMF MATERIALLY OUTPERFORMED THE BENCHMARK INDEX BY 75.9% AND DISBURSED 74.6% CASH DIVIDEND SINCE INCEPTION.

GREENDELMF MATERIALLY OUTPERFORMED THE BENCHMARK INDEX BY 61.4% AND DISBURSED 50.5% CASH DIVIDEND SINCE INCEPTION.



AIBL1STMF MATERIALLY OUTPERFORMED THE BENCHMARK INDEX BY 96.9% AND DISBURSED 63.8% CASH DIVIDEND SINCE INCEPTION.

MBL1STMF MATERIALLY OUTPERFORMED THE BENCHMARK INDEX BY 88.6% AND DISBURSED 58.5% CASH DIVIDEND SINCE INCEPTION.



SOURCE: LR GLOBAL

LRGLOBMF1 MATERIALLY OUTPERFORMED THE BENCHMARK INDEX BY 81.2% AND DISBURSED 61.3% CASH DIVIDEND SINCE INCEPTION.

NCCBLMF1 MATERIALLY OUTPERFORMED THE BENCHMARK INDEX BY 67.3% AND DISBURSED 65.3% OF CASH DIVIDEND SINCE INCEPTION.

