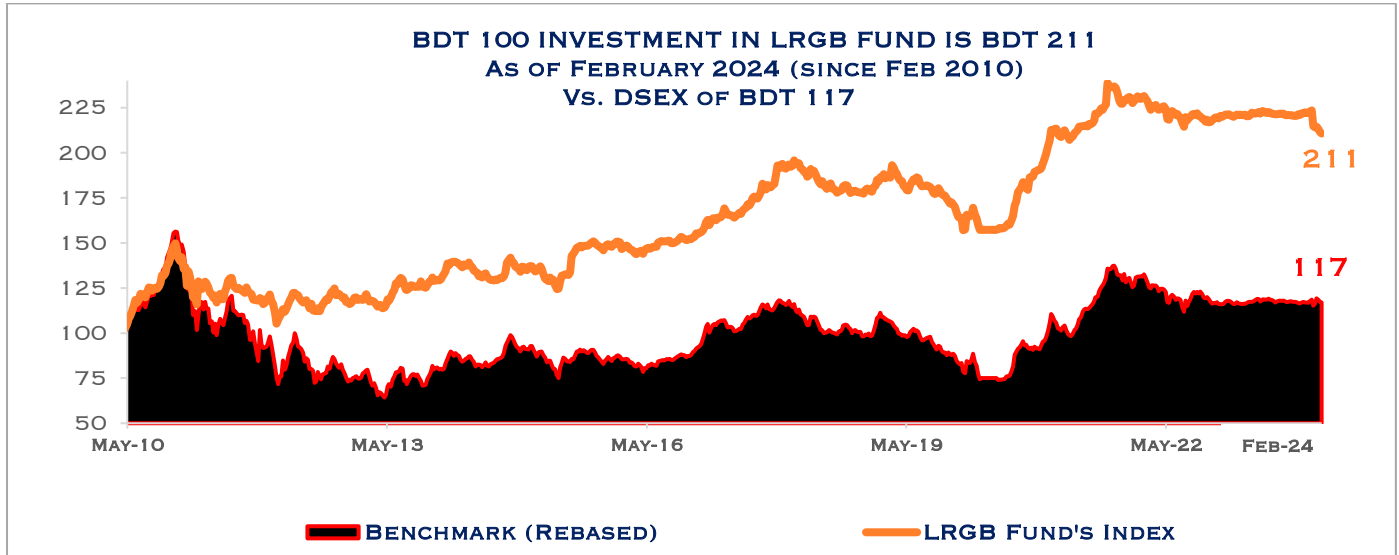


LR GLOBAL PORTFOLIO PERFORMANCE

CONSISTENTLY OUTPERFORMED THE BENCHMARK INDEX ACROSS ALL FUNDS SINCE INCEPTION DUE TO OUR SECURITY SELECTION, ASSET ALLOCATION, MARKET TIMING, AND RISK MANAGEMENT PROCESS.

*NOTE: DSE REMAINED CLOSED FROM 26TH MARCH TO 28TH MAY 2020 DUE TO LOCKDOWN.



LR GLOBAL MANAGED FUNDS HAVE CONSISTENTLY BEAT THE MARKET WITH OVER 65.1% CASH DIVIDENDS ON AVERAGE. DESPITE A FLAT MARKET SINCE 2010, LR GLOBAL MANAGED FUNDS HAVE MATERIALLY OUTPERFORMED THE BENCHMARK INDEX.

VALUE ADDITION HISTORY	SINCE INCEPTION	10-YR	9-YR	8-YR	7-YR	6-YR	5-YR	4-YR	3-YR	2-YR	1-YR
CUMULATIVE RETURN LR GLOBAL	110.76%	51.67%	59.21%	44.00%	28.79%	11.22%	12.82%	28.75%	-0.29%	-6.71%	-4.15%
CUMULATIVE RETURN (DSEX)	17.03%	33.14%	33.37%	40.02%	11.33%	7.46%	9.50%	42.65%	13.39%	-6.60%	0.80%
LR GLOBAL VALUE ADDITION	93.73%	18.53%	25.84%	3.98%	17.46%	3.76%	3.32%	-13.90%	-13.69%	-0.11%	-4.95%
MATERIAL VALUE ADDITION IN AN UP & DOWN MARKETS (ANNUALIZED)											
LR GLOBAL RETURN	5.50%	4.25%	5.30%	4.66%	3.68%	1.79%	2.44%	6.52%	-0.10%	-3.41%	-4.15%
DSEX RETURN	1.14%	2.90%	3.25%	4.30%	1.55%	1.21%	1.83%	9.29%	4.28%	-3.36%	0.80%
LR GLOBAL VALUE ADDITION	4.36%	1.35%	2.05%	0.37%	2.14%	0.58%	0.61%	-2.77%	-4.38%	-0.06%	-4.95%
CUMULATIVE CASH DIVIDEND HISTORY											
	2023 - SINCE INCEPTION	2022	2021	2020	2019	2018	2017	2016	2015	2014	2013
DIVIDEND (BDT MN)	5,739.04	5,489.89	4,849.14	3,687.71	3,609.04	3,108.61	2,469.41	1,833.27	1,263.90	766.79	727.04
DIVIDEND % OF PAR	64.51%	61.71%	54.51%	41.45%	40.57%	34.94%	27.76%	20.61%	14.21%	8.62%	8.17%

LR GLOBAL INDIVIDUAL PORTFOLIO DIVIDEND HISTORY

**CONSISTENT PERFORMANCE ACROSS ALL FUNDS
INCLUDING CASH DIVIDEND HISTORY DESPITE BEAR MARKETS OVER LAST 10 YEARS
RETURNED OVER 65.1% CASH OF INITIAL INVESTMENT TO UNIT HOLDERS.**

DIVIDEND HISTORY	DBH1STMF	GREENELMF	AIBL1STIMF	MBL1STMF	LRGLOBMF1	NCCBLMF1
FUND INCEPTION DATE	4-Feb-10	23-Sep-10	6-Jan-11	3-Feb-11	15-Sep-11	24-May-12
INITIAL FUND SIZE (BDT MN)	1,200	1,500	1,000	1,000	3,111	1,085
TL CASH DIVIDEND (BDT MN)	931.20	780.00	643.50	627.50	2,000.03	756.81
% TOTAL DIVIDEND TO PAR	78%	52%	64%	63%	64%	70%

CUMULATIVE DIVIDEND YIELD	DBH1STMF	GREENELMF	AIBL1STIMF	MBL1STMF	LRGLOBMF1	NCCBLMF1
5 YEARS	40.12%	39.10%	39.04%	47.19%	41.57%	43.23%
4 YEARS	30.39%	28.44%	28.35%	35.54%	35.64%	34.08%
3 YEARS	30.25%	28.27%	28.04%	35.36%	35.29%	33.88%
2 YEARS	14.32%	12.25%	13.67%	20.83%	14.03%	25.39%
1 YEAR	4.39%	2.21%	0.79%	6.48%	4.76%	8.59%

CUMULATIVE DIV. YIELD (ANNUALIZED)	DBH1STMF	GREENELMF	AIBL1STIMF	MBL1STMF	LRGLOBMF1	NCCBLMF1
5 YEARS	8.02%	7.82%	7.81%	9.44%	8.31%	8.65%
4 YEARS	7.60%	7.11%	7.09%	8.89%	8.91%	8.52%
3 YEARS	10.08%	9.42%	9.35%	11.79%	11.76%	11.29%
2 YEARS	7.16%	6.12%	6.84%	10.42%	7.01%	12.70%
1 YEAR	4.39%	2.21%	0.79%	6.48%	4.76%	8.59%

NOTE: THE DIVIDEND DATA USED FOR NCCBLMF1 IS FOR 2022 WHILE THE REST ARE FOR 2023.

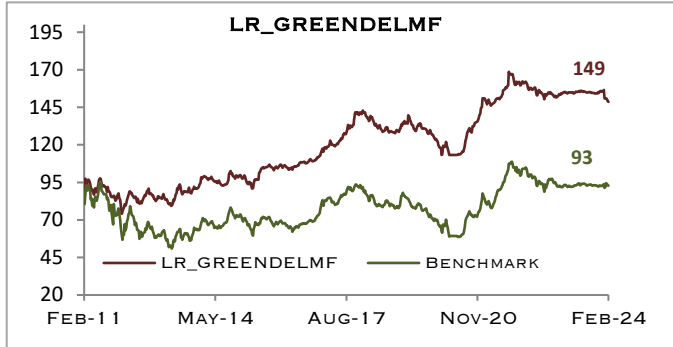
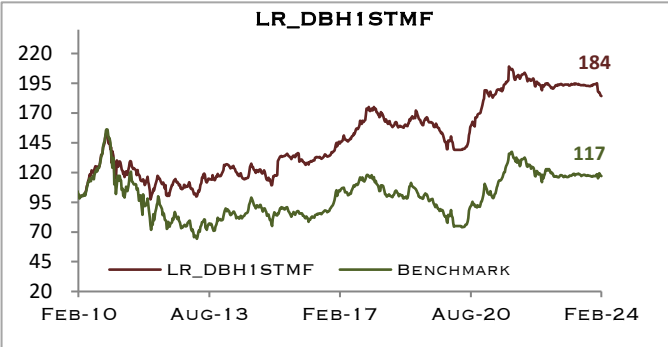
**ALL INDIVIDUAL FUNDS MATERIALLY OUTPERFORMED
THE BENCHMARK (DSEX) AS LR GLOBAL MFs ADDED VALUE BY 0.07% DURING THE MONTH AND DSEX EDGED DOWN
BY 0.89%**

MONTHLY MARKET PERFORMANCE			
	Dec'23	Nov'23	Change
DSEX	6,254.54	6,153.34	6,254.54
DBH1STMF	9.48	9.63	9.48
GREENELMF	9.55	9.65	9.55
AIBL1STIMF	9.67	9.79	9.67
MBL1STMF	9.56	9.68	9.56
LRGLOBMF1	9.59	9.72	9.59
NCCBLMF1	10.54	10.64	10.54

* DBH1STMF, GREENELMF, LRGLOBMF1'S & NCCBLMF1'S NAV RETURN HAS BEEN ADJUSTED FOR CASH DIVIDEND.

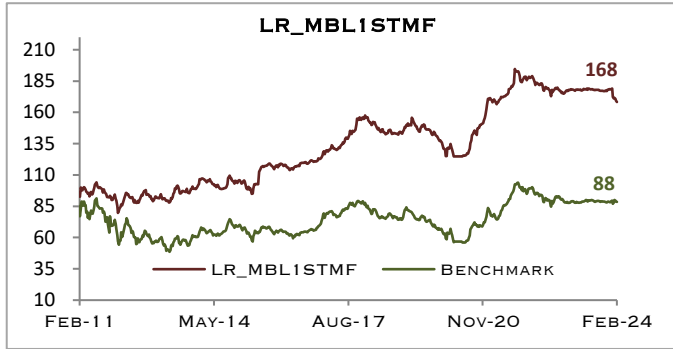
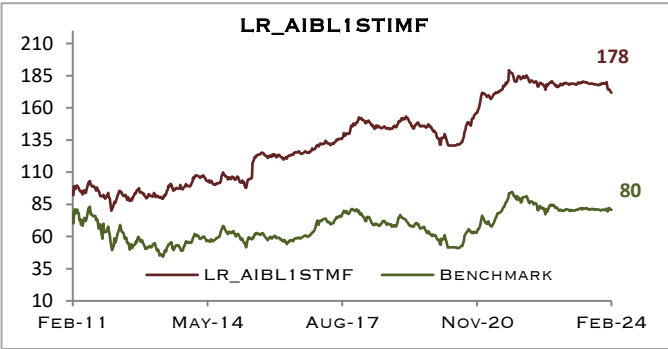
DBH1STMF MATERIALLY OUTPERFORMED THE BENCHMARK INDEX BY 67.1% AND DISBURSED 77.6% CASH DIVIDEND SINCE INCEPTION.

GREENDELMF MATERIALLY OUTPERFORMED THE BENCHMARK INDEX BY 55.9% AND DISBURSED 52.0% CASH DIVIDEND SINCE INCEPTION.



AIBL1STMF MATERIALLY OUTPERFORMED THE BENCHMARK INDEX BY 91.0% AND DISBURSED 64.4% CASH DIVIDEND SINCE INCEPTION.

MBL1STMF MATERIALLY OUTPERFORMED THE BENCHMARK INDEX BY 79.9% AND DISBURSED 62.8% CASH DIVIDEND SINCE INCEPTION.



LRGLOBMF1 MATERIALLY OUTPERFORMED THE BENCHMARK INDEX BY 71.4% AND DISBURSED 64.3% CASH DIVIDEND SINCE INCEPTION.

NCCBLMF1 MATERIALLY OUTPERFORMED THE BENCHMARK INDEX BY 62.5% AND DISBURSED 69.8% OF CASH DIVIDEND SINCE INCEPTION.

