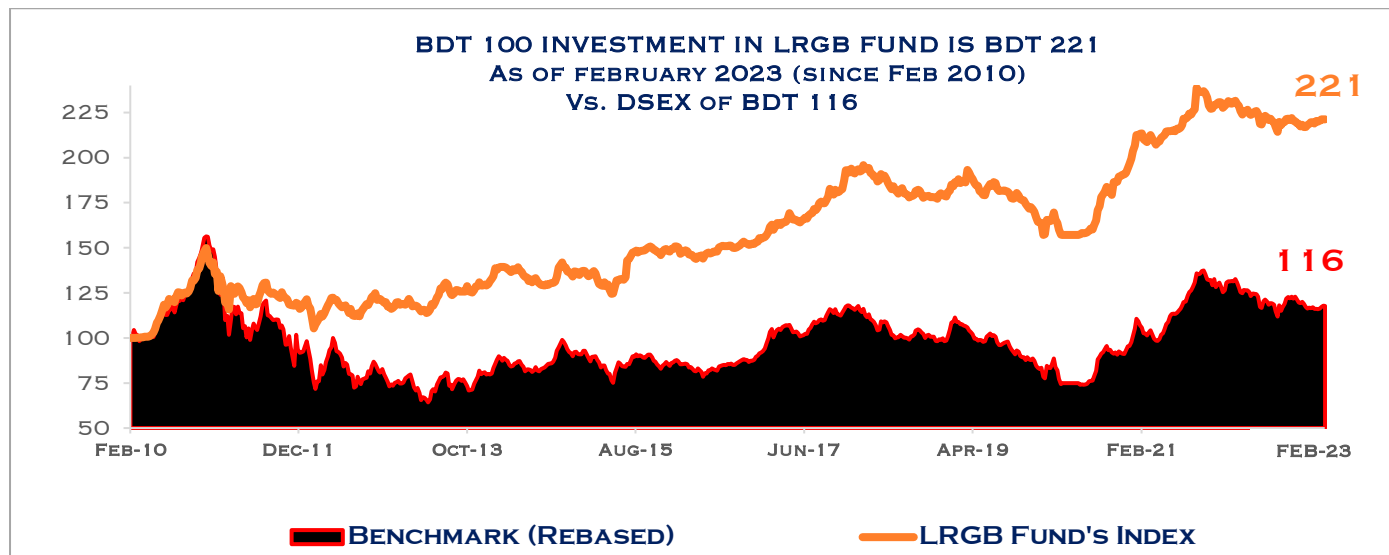


**LR GLOBAL PORTFOLIO PERFORMANCE**

**CONSISTENTLY OUTPERFORMED THE BENCHMARK INDEX ACROSS ALL FUNDS SINCE INCEPTION DUE TO OUR SECURITY SELECTION, ASSET ALLOCATION, MARKET TIMING, AND RISK MANAGEMENT PROCESS.**

\*NOTE: DSE REMAINED CLOSED FROM 26<sup>TH</sup> MARCH TO 28<sup>TH</sup> MAY 2020 DUE TO LOCKDOWN.



**LR GLOBAL MANAGED FUNDS HAVE CONSISTENTLY BEAT THE MARKET WITH OVER 61.3% CASH DIVIDENDS ON AVERAGE. DESPITE A FLAT MARKET SINCE 2010, LR GLOBAL MANAGED FUNDS HAVE MATERIALLY OUTPERFORMED THE BENCHMARK INDEX.**

VALUE ADDITION HISTORY	SINCE INCEPTION	10-YR	9-YR	8-YR	7-YR	6-YR	5-YR	4-YR	3-YR	2-YR	1-YR
CUMULATIVE RETURN LR GLOBAL	120.74%	85.76%	60.24%	62.04%	49.07%	34.89%	15.27%	18.34%	34.85%	4.43%	-2.29%
CUMULATIVE RETURN (DSEX)	16.27%	54.48%	32.20%	29.99%	35.81%	10.61%	5.33%	8.14%	41.72%	12.65%	-7.21%
LR GLOBAL VALUE ADDITION	104.48%	31.28%	28.04%	32.06%	13.26%	24.29%	9.94%	10.19%	-6.87%	-8.22%	4.92%

**MATERIAL VALUE ADDITION IN AN UP & DOWN MARKETS (ANNUALIZED)**

LR GLOBAL RETURN	6.32%	6.39%	5.38%	6.22%	5.87%	5.12%	2.88%	4.30%	10.48%	2.19%	-2.29%
DSEX RETURN	1.17%	4.45%	3.15%	3.33%	4.47%	1.69%	1.04%	1.98%	12.33%	6.14%	-7.21%
LR GLOBAL VALUE ADDITION	5.15%	1.94%	2.23%	2.89%	1.40%	3.42%	1.84%	2.32%	-1.85%	-3.95%	4.92%

**CUMULATIVE CASH DIVIDEND HISTORY**

	2022 - SINCE INCEPTION	2021	2020	2019	2018	2017	2016	2015	2014	2013	2012
DIVIDEND (BDT MN)	5,424.79	4,849.14	3,687.71	3,609.04	3,108.61	2,469.41	1,833.27	1,263.90	766.79	727.04	378.00
DIVIDEND % OF PAR	60.98%	54.51%	41.45%	40.57%	34.94%	27.76%	20.61%	14.21%	8.62%	8.17%	8.04%

**LR GLOBAL INDIVIDUAL PORTFOLIO DIVIDEND HISTORY**

**CONSISTENT PERFORMANCE ACROSS ALL FUNDS  
INCLUDING CASH DIVIDEND HISTORY DESPITE BEAR MARKETS OVER LAST 10 YEARS  
RETURNED OVER 61.3% CASH OF INITIAL INVESTMENT TO UNIT HOLDERS.**

DIVIDEND HISTORY	DBH1STMF	GREENELMF	AIBL1STMF	MBL1STMF	LRGLOBMF1	NCCBLMF1
FUND INCEPTION DATE	4-Feb-10	23-Sep-10	6-Jan-11	3-Feb-11	15-Sep-11	24-May-12
INITIAL FUND SIZE (BDT MN)	1,200	1,500	1,000	1,000	3,111	1,085
TL CASH DIVIDEND (BDT MN)	895.20	757.50	637.50	585.00	1,906.71	642.88
% TOTAL DIVIDEND TO PAR	75%	51%	64%	59%	61%	59%

**ALL INDIVIDUAL FUNDS MATERIALLY OUTPERFORMED  
THE BENCHMARK (DSEX) AND RETURNED OVER 58% CASH DIVIDEND ON AVERAGE.**

CUMULATIVE DIVIDEND YIELD	DBH1STMF	GREENELMF	AIBL1STMF	MBL1STMF	LRGLOBMF1	NCCBLMF1
5 YEAR	43.24%	44.74%	48.10%	50.37%	43.51%	47.98%
4 YEAR	37.92%	39.07%	37.87%	40.37%	36.49%	34.62%
3 YEAR	27.10%	27.18%	27.04%	28.72%	30.48%	25.47%
2 YEAR	16.04%	16.03%	26.34%	28.10%	29.76%	24.89%
1 YEAR	16.81%	16.90%	12.60%	14.04%	9.19%	16.68%

CUMULATIVE DIV. YIELD (ANNUALIZED)	DBH1STMF	GREENELMF	AIBL1STMF	MBL1STMF	LRGLOBMF1	NCCBLMF1
5 YEAR	8.65%	8.95%	9.62%	10.07%	8.70%	9.60%
4 YEAR	9.48%	9.77%	9.47%	10.09%	9.12%	8.66%
3 YEAR	9.03%	9.06%	9.01%	9.57%	10.16%	8.49%
2 YEAR	8.02%	8.01%	13.17%	14.05%	14.88%	12.44%
1 YEAR	16.81%	16.90%	12.60%	14.04%	9.19%	16.68%

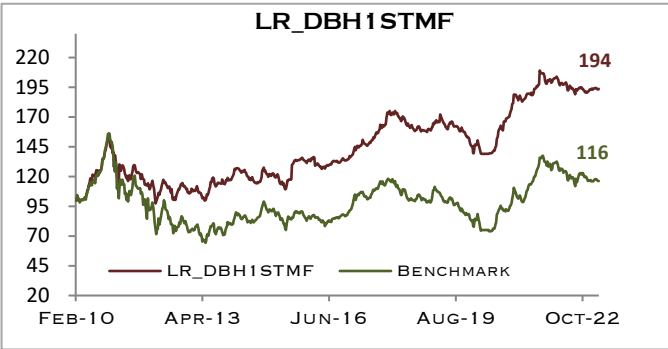
NOTE: THE DIVIDEND DATA USED FOR AIBL1STMF AND MBL1STMF IS FOR 2022 WHILE THE REST ARE FOR 2021.

**MONTHLY MARKET PERFORMANCE**

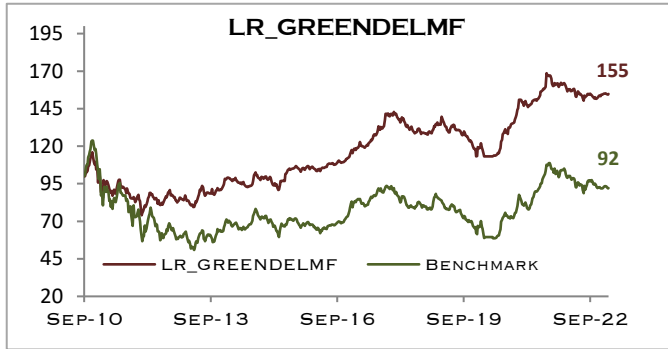
	January'23	December'22	Change
DSEX	6,213.74	6,267.05	-0.85%
DBH1STMF	10.27	10.29	-0.19%
GREENELMF	10.09	10.09	0.00%
AIBL1STMF	10.12	10.13	-0.10%
MBL1STMF	10.52	10.53	-0.09%
LRGLOBMF1	10.43	10.42	0.10%
NCCBLMF1	11.41	11.44	-0.26%

\* LRGLOBMF1's NOVEMBER'22 NAV RETURN HAS BEEN ADJUSTED FOR CASH DIVIDEND.

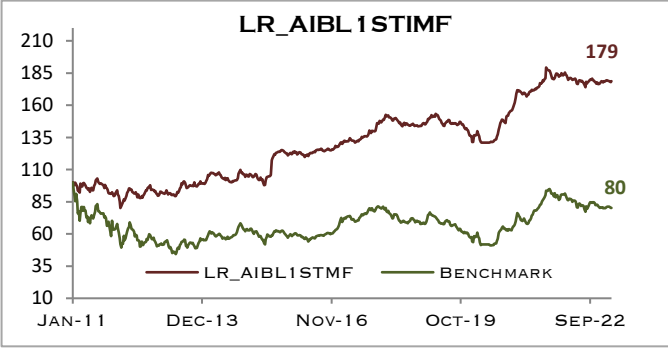
**DBH1STMF MATERIALLY OUTPERFORMED THE BENCHMARK INDEX BY 77.4% AND DISBURSED 74.6% CASH DIVIDEND SINCE INCEPTION.**



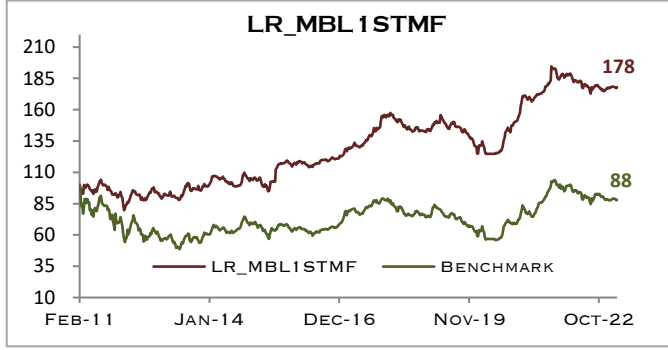
**GREENDELMF MATERIALLY OUTPERFORMED THE BENCHMARK INDEX BY 62.6% AND DISBURSED 50.5% CASH DIVIDEND SINCE INCEPTION.**



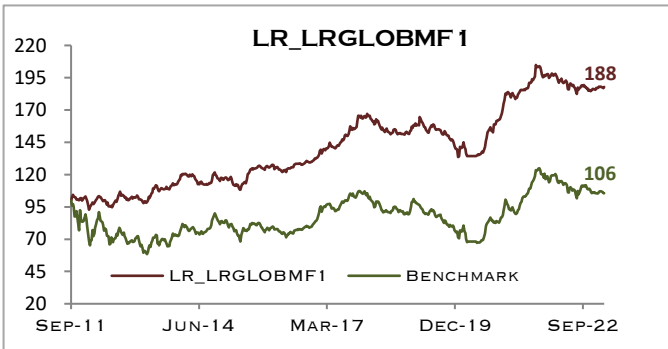
**AIBL1STMF MATERIALLY OUTPERFORMED THE BENCHMARK INDEX BY 98.4% AND DISBURSED 63.8% CASH DIVIDEND SINCE INCEPTION.**



**MBL1STMF MATERIALLY OUTPERFORMED THE BENCHMARK INDEX BY 90% AND DISBURSED 58.5% CASH DIVIDEND SINCE INCEPTION.**



**LRGLOBMF1 MATERIALLY OUTPERFORMED THE BENCHMARK INDEX BY 82.2% AND DISBURSED 61.3% CASH DIVIDEND SINCE INCEPTION.**



**NCCBLMF1 MATERIALLY OUTPERFORMED THE BENCHMARK INDEX BY 68.3% AND DISBURSED 59.3% OF CASH DIVIDEND SINCE INCEPTION.**

