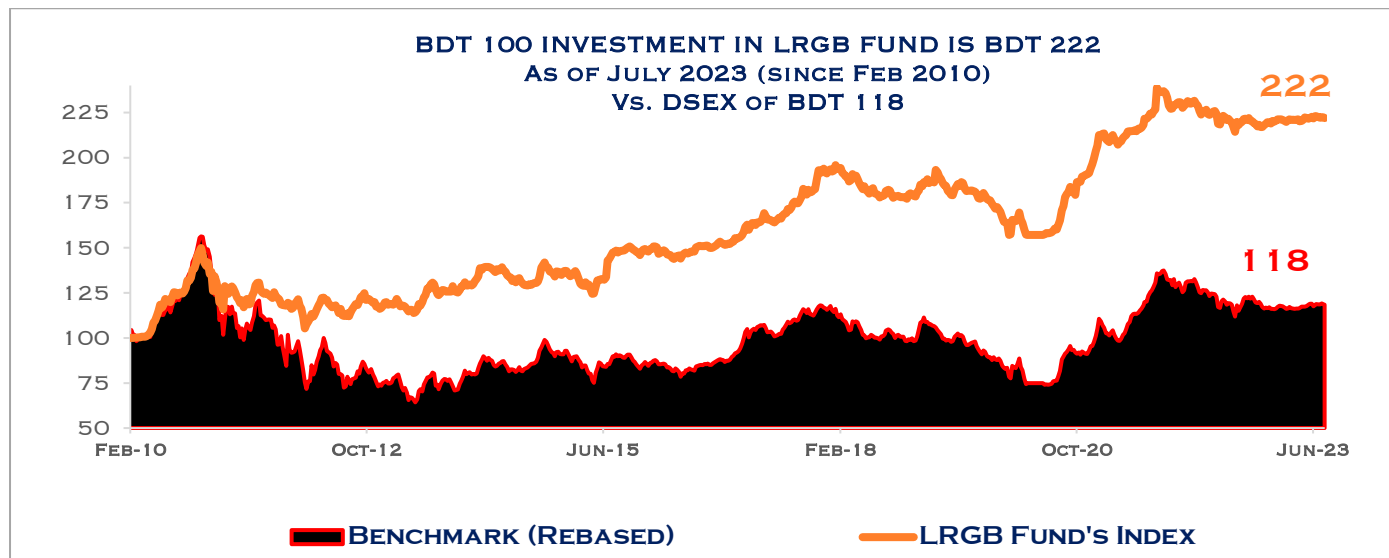


## LR GLOBAL PORTFOLIO PERFORMANCE

**CONSISTENTLY OUTPERFORMED THE BENCHMARK INDEX ACROSS ALL FUNDS SINCE INCEPTION DUE TO OUR SECURITY SELECTION, ASSET ALLOCATION, MARKET TIMING, AND RISK MANAGEMENT PROCESS.**

\*NOTE: DSE REMAINED CLOSED FROM 26<sup>TH</sup> MARCH TO 28<sup>TH</sup> MAY 2020 DUE TO LOCKDOWN.



**LR GLOBAL MANAGED FUNDS HAVE CONSISTENTLY BEAT THE MARKET WITH OVER 63.1% CASH DIVIDENDS ON AVERAGE. DESPITE A FLAT MARKET SINCE 2010, LR GLOBAL MANAGED FUNDS HAVE MATERIALLY OUTPERFORMED THE BENCHMARK INDEX.**

VALUE ADDITION HISTORY	SINCE INCEPTION	10-YR	9-YR	8-YR	7-YR	6-YR	5-YR	4-YR	3-YR	2-YR	1-YR
CUMULATIVE RETURN LR GLOBAL	122.02%	74.77%	66.74%	53.09%	47.17%	28.93%	24.79%	22.24%	34.47%	-0.18%	1.02%
CUMULATIVE RETURN (DSEX)	18.35%	51.15%	41.35%	36.02%	39.08%	8.91%	19.38%	22.34%	44.90%	-4.11%	0.20%
LR GLOBAL VALUE ADDITION	103.67%	23.62%	25.39%	17.07%	8.09%	20.02%	5.41%	-0.10%	-10.44%	3.94%	0.83%

### MATERIAL VALUE ADDITION IN AN UP & DOWN MARKETS (ANNUALIZED)

LR GLOBAL RETURN	6.16%	5.74%	5.85%	5.47%	5.68%	4.33%	4.53%	5.15%	10.38%	-0.09%	1.02%
DSEX RETURN	1.27%	4.22%	3.92%	3.92%	4.83%	1.43%	3.61%	5.17%	13.16%	-2.08%	0.20%
LR GLOBAL VALUE ADDITION	4.89%	1.52%	1.92%	1.55%	0.85%	2.89%	0.92%	-0.02%	-2.78%	1.99%	0.83%

### CUMULATIVE CASH DIVIDEND HISTORY

	2023 - SINCE INCEPTION	2022	2021	2020	2019	2018	2017	2016	2015	2014	2013
DIVIDEND (BDT MN)	5,538.39	5,489.89	4,849.14	3,687.71	3,609.04	3,108.61	2,469.41	1,833.27	1,263.90	766.79	727.04
DIVIDEND % OF PAR	62.26%	61.71%	54.51%	41.45%	40.57%	34.94%	27.76%	20.61%	14.21%	8.62%	8.17%

**LR GLOBAL INDIVIDUAL PORTFOLIO DIVIDEND HISTORY**

**CONSISTENT PERFORMANCE ACROSS ALL FUNDS  
INCLUDING CASH DIVIDEND HISTORY DESPITE BEAR MARKETS OVER LAST 10 YEARS  
RETURNED OVER 62.26% CASH OF INITIAL INVESTMENT TO UNIT HOLDERS.**

DIVIDEND HISTORY	DBH1STMF	GREENELMF	AIBL1STMF	MBL1STMF	LRGLOBMF1	NCCBLMF1
FUND INCEPTION DATE	4-Feb-10	23-Sep-10	6-Jan-11	3-Feb-11	15-Sep-11	24-May-12
INITIAL FUND SIZE (BDT MN)	1,200	1,500	1,000	1,000	3,111	1,085
TL CASH DIVIDEND (BDT MN)	895.20	757.50	643.50	627.50	1,906.71	707.98
% TOTAL DIVIDEND TO PAR	75%	51%	64%	63%	61%	65%

**ALL INDIVIDUAL FUNDS MATERIALLY OUTPERFORMED  
THE BENCHMARK (DSEX) AND RETURNED OVER 63.1% CASH DIVIDEND ON AVERAGE.**

CUMULATIVE DIVIDEND YIELD	DBH1STMF	GREENELMF	AIBL1STMF	MBL1STMF	LRGLOBMF1	NCCBLMF1
5 YEARS	44.16%	45.95%	39.05%	46.23%	44.35%	42.81%
4 YEARS	38.67%	39.19%	28.92%	35.76%	36.91%	34.59%
3 YEARS	27.03%	27.03%	27.53%	34.33%	30.14%	32.79%
2 YEARS	16.00%	16.22%	12.93%	19.26%	30.14%	23.68%
1 YEAR	17.14%	17.14%	0.80%	6.34%	9.38%	8.57%

CUMULATIVE DIV. YIELD (ANNUALIZED)	DBH1STMF	GREENELMF	AIBL1STMF	MBL1STMF	LRGLOBMF1	NCCBLMF1
5 YEARS	8.90%	9.19%	7.85%	9.29%	8.87%	8.64%
4 YEARS	9.70%	9.84%	7.20%	8.91%	9.20%	8.68%
3 YEARS	9.07%	9.03%	9.22%	11.48%	10.08%	10.96%
2 YEARS	8.07%	8.13%	6.54%	9.69%	15.08%	11.89%
1 YEAR	17.26%	17.31%	0.81%	6.43%	9.34%	8.65%

NOTE: THE DIVIDEND DATA USED FOR AIBL1STMF AND MBL1STMF IS FOR 2022 WHILE THE REST ARE FOR 2021.

**MONTHLY MARKET PERFORMANCE**

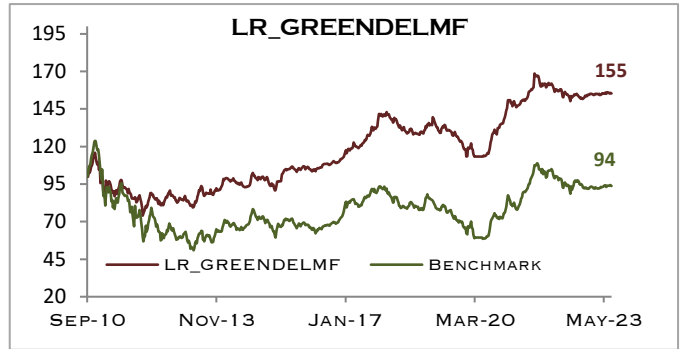
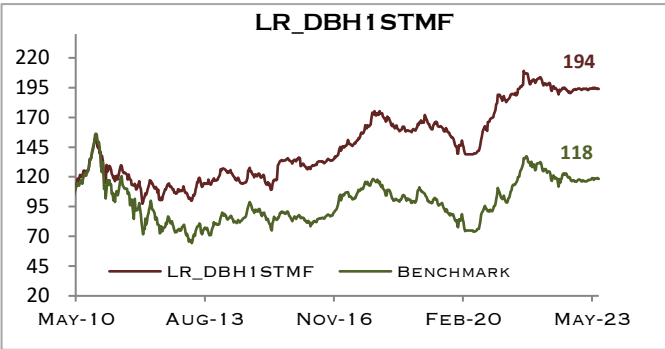
	July'23	June'23	Change
DSEX	6,324.81	6,344.09	-0.30%
DBH1STMF	10.28	10.33	-0.48%
GREENELMF	10.13	10.18	-0.49%
AIBL1STMF	10.10	10.16	-0.59%
MBL1STMF	10.12	10.16	-0.39%
LRGLOBMF1	10.52	10.57	-0.47%
NCCBLMF1	10.92	10.96	-0.36%

\* LRGLOBMF1's & NCCBLMF1's NOVEMBER'22 NAV RETURN HAS BEEN ADJUSTED FOR CASH DIVIDEND.

LR GLOBAL PORTFOLIO UPDATE

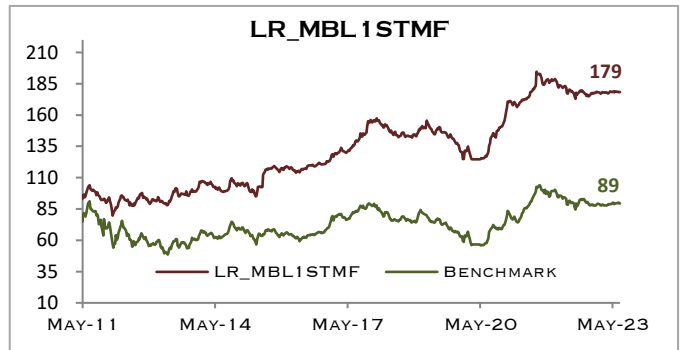
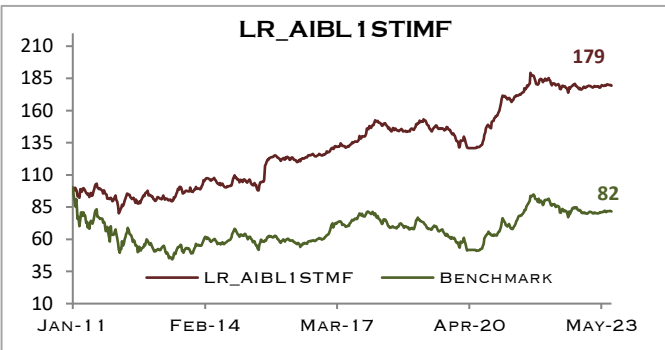
DBH1STMF MATERIALLY OUTPERFORMED THE BENCHMARK INDEX BY 75.5% AND DISBURSED 75% CASH DIVIDEND SINCE INCEPTION.

GREENDELMF MATERIALLY OUTPERFORMED THE BENCHMARK INDEX BY 61.6% AND DISBURSED 51.0% CASH DIVIDEND SINCE INCEPTION.



AIBL1STMF MATERIALLY OUTPERFORMED THE BENCHMARK INDEX BY 97.7% AND DISBURSED 64.4% CASH DIVIDEND SINCE INCEPTION.

MBL1STMF MATERIALLY OUTPERFORMED THE BENCHMARK INDEX BY 88.8% AND DISBURSED 62.8% CASH DIVIDEND SINCE INCEPTION.



LRGLOBMF1 MATERIALLY OUTPERFORMED THE BENCHMARK INDEX BY 81.9% AND DISBURSED 61.3% CASH DIVIDEND SINCE INCEPTION.

NCCBLMF1 MATERIALLY OUTPERFORMED THE BENCHMARK INDEX BY 68% AND DISBURSED 65.3% OF CASH DIVIDEND SINCE INCEPTION.

