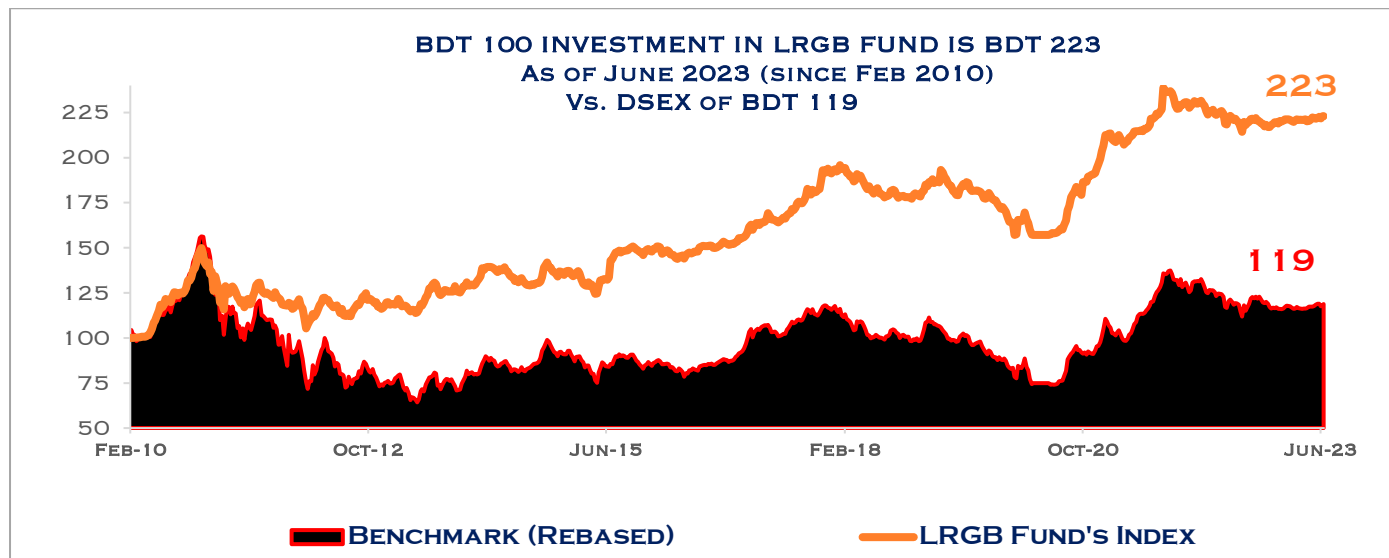


LR GLOBAL PORTFOLIO PERFORMANCE

CONSISTENTLY OUTPERFORMED THE BENCHMARK INDEX ACROSS ALL FUNDS SINCE INCEPTION DUE TO OUR SECURITY SELECTION, ASSET ALLOCATION, MARKET TIMING, AND RISK MANAGEMENT PROCESS.

*NOTE: DSE REMAINED CLOSED FROM 26TH MARCH TO 28TH MAY 2020 DUE TO LOCKDOWN.



LR GLOBAL MANAGED FUNDS HAVE CONSISTENTLY BEAT THE MARKET WITH OVER 63.1% CASH DIVIDENDS ON AVERAGE. DESPITE A FLAT MARKET SINCE 2010, LR GLOBAL MANAGED FUNDS HAVE MATERIALLY OUTPERFORMED THE BENCHMARK INDEX.

VALUE ADDITION HISTORY	SINCE INCEPTION	10-YR	9-YR	8-YR	7-YR	6-YR	5-YR	4-YR	3-YR	2-YR	1-YR
CUMULATIVE RETURN LR GLOBAL	123.06%	89.20%	67.12%	68.23%	50.80%	32.81%	22.27%	19.68%	40.73%	3.31%	0.67%
CUMULATIVE RETURN (DSEX)	18.71%	65.75%	43.86%	40.73%	43.76%	13.46%	16.74%	16.83%	59.13%	3.15%	-0.52%
LR GLOBAL VALUE ADDITION	104.36%	23.45%	23.26%	27.50%	7.04%	19.35%	5.53%	2.85%	-18.40%	0.17%	1.18%

MATERIAL VALUE ADDITION IN AN UP & DOWN MARKETS (ANNUALIZED)

LR GLOBAL RETURN	6.24%	6.58%	5.87%	6.72%	6.04%	4.84%	4.10%	4.59%	12.06%	1.64%	0.67%
DSEX RETURN	1.30%	5.18%	4.12%	4.36%	5.32%	2.13%	3.14%	3.97%	16.75%	1.56%	-0.52%
LR GLOBAL VALUE ADDITION	4.94%	1.40%	1.75%	2.35%	0.72%	2.72%	0.96%	0.63%	-4.69%	0.08%	1.18%

CUMULATIVE CASH DIVIDEND HISTORY

	2023 - SINCE INCEPTION	2021	2020	2019	2018	2017	2016	2015	2014	2013	2012
DIVIDEND (BDT MN)	5,538.39	5,489.89	4,849.14	3,687.71	3,609.04	3,108.61	2,469.41	1,833.27	1,263.90	766.79	727.04
DIVIDEND % OF PAR	62.26%	61.71%	54.51%	41.45%	40.57%	34.94%	27.76%	20.61%	14.21%	8.62%	8.17%

LR GLOBAL INDIVIDUAL PORTFOLIO DIVIDEND HISTORY

**CONSISTENT PERFORMANCE ACROSS ALL FUNDS
INCLUDING CASH DIVIDEND HISTORY DESPITE BEAR MARKETS OVER LAST 10 YEARS
RETURNED OVER 62.26% CASH OF INITIAL INVESTMENT TO UNIT HOLDERS.**

DIVIDEND HISTORY	DBH1STMF	GREENELMF	AIBL1STMF	MBL1STMF	LRGLOBMF1	NCCBLMF1
FUND INCEPTION DATE	4-Feb-10	23-Sep-10	6-Jan-11	3-Feb-11	15-Sep-11	24-May-12
INITIAL FUND SIZE (BDT MN)	1,200	1,500	1,000	1,000	3,111	1,085
TL CASH DIVIDEND (BDT MN)	895.20	757.50	643.50	627.50	1,906.71	707.98
% TOTAL DIVIDEND TO PAR	75%	51%	64%	63%	61%	65%

**ALL INDIVIDUAL FUNDS MATERIALLY OUTPERFORMED
THE BENCHMARK (DSEX) AND RETURNED OVER 63.1% CASH DIVIDEND ON AVERAGE.**

CUMULATIVE DIVIDEND YIELD	DBH1STMF	GREENELMF	AIBL1STMF	MBL1STMF	LRGLOBMF1	NCCBLMF1
5 YEARS	44.16%	45.95%	39.05%	46.23%	44.35%	42.81%
4 YEARS	38.67%	39.19%	28.92%	35.76%	36.91%	34.59%
3 YEARS	27.03%	27.03%	27.53%	34.33%	30.14%	32.79%
2 YEARS	16.00%	16.22%	12.93%	19.26%	30.14%	23.68%
1 YEAR	17.14%	17.14%	0.80%	6.34%	9.38%	8.57%

CUMULATIVE DIV. YIELD (ANNUALIZED)	DBH1STMF	GREENELMF	AIBL1STMF	MBL1STMF	LRGLOBMF1	NCCBLMF1
5 YEARS	8.83%	9.19%	7.81%	9.25%	8.87%	8.56%
4 YEARS	9.67%	9.80%	7.23%	8.94%	9.23%	8.65%
3 YEARS	9.01%	9.01%	9.18%	11.44%	10.05%	10.93%
2 YEARS	8.00%	8.11%	6.46%	9.63%	15.07%	11.84%
1 YEAR	17.14%	17.14%	0.80%	6.34%	9.38%	8.57%

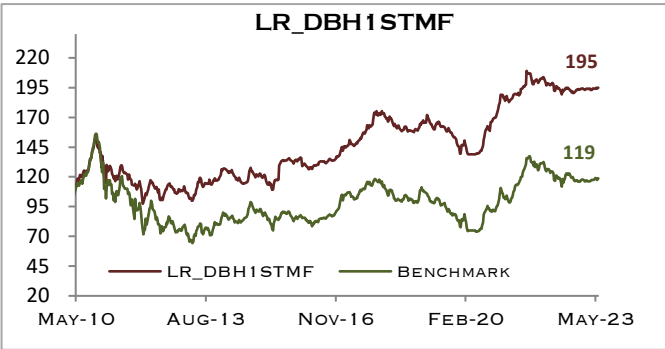
NOTE: THE DIVIDEND DATA USED FOR AIBL1STMF AND MBL1STMF IS FOR 2022 WHILE THE REST ARE FOR 2021.

MONTHLY MARKET PERFORMANCE			
	June'23	May'23	Change
DSEX	6,344.09	6,339.74	0.07%
DBH1STMF	10.33	10.3	0.29%
GREENELMF	10.18	10.14	0.39%
AIBL1STMF	10.16	10.16	0.00%
MBL1STMF	10.16	10.55	-3.70%
LRGLOBMF1	10.57	10.51	0.57%
NCCBLMF1	10.96	10.88	0.74%

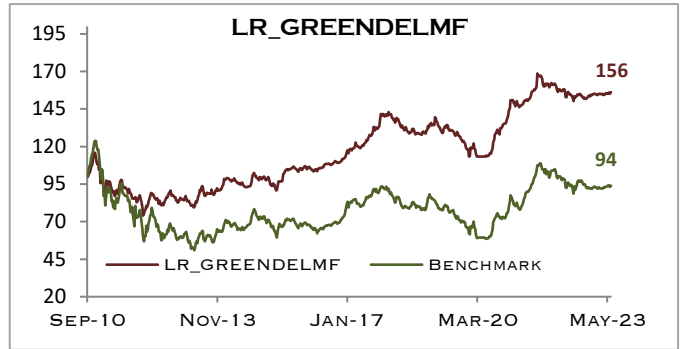
* LRGLOBMF1's & NCCBLMF1's NOVEMBER'22 NAV RETURN HAS BEEN ADJUSTED FOR CASH DIVIDEND.

LR GLOBAL PORTFOLIO UPDATE

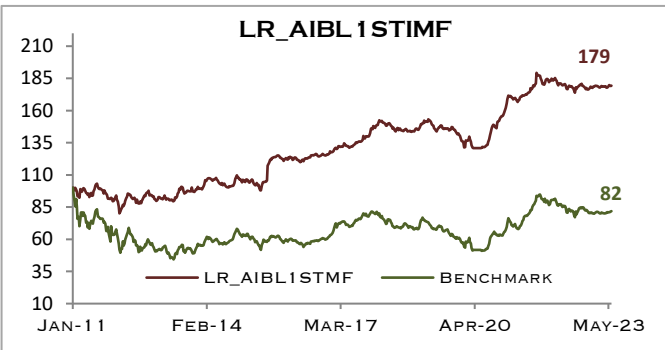
DBH1STMF MATERIALLY OUTPERFORMED THE BENCHMARK INDEX BY 76.1% AND DISBURSED 75% CASH DIVIDEND SINCE INCEPTION.



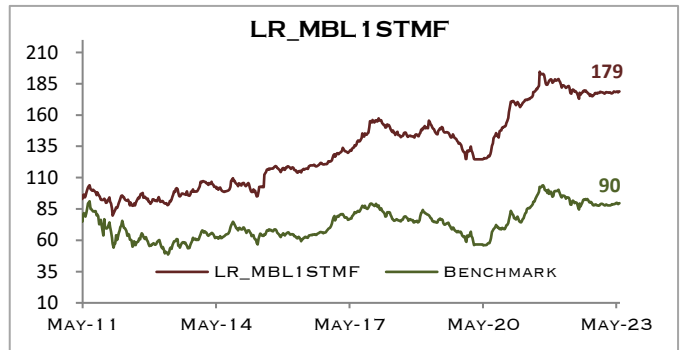
GREENDELMF MATERIALLY OUTPERFORMED THE BENCHMARK INDEX BY 62.1% AND DISBURSED 51.0% CASH DIVIDEND SINCE INCEPTION.



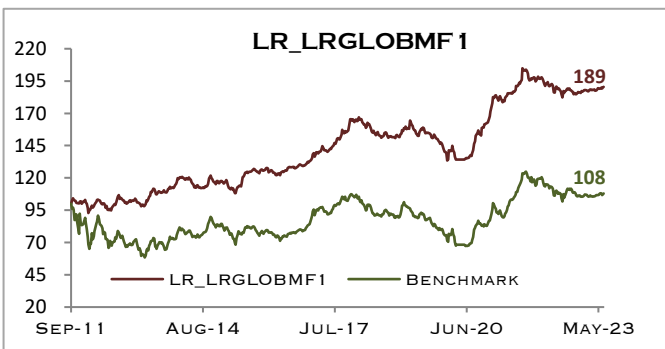
AIBL1STMF MATERIALLY OUTPERFORMED THE BENCHMARK INDEX BY 98.5% AND DISBURSED 64.4% CASH DIVIDEND SINCE INCEPTION.



MBL1STMF MATERIALLY OUTPERFORMED THE BENCHMARK INDEX BY 89.2% AND DISBURSED 62.8% CASH DIVIDEND SINCE INCEPTION.



LRGLOBMF1 MATERIALLY OUTPERFORMED THE BENCHMARK INDEX BY 82.5% AND DISBURSED 61.3% CASH DIVIDEND SINCE INCEPTION.



NCCBLMF1 MATERIALLY OUTPERFORMED THE BENCHMARK INDEX BY 66.3% AND DISBURSED 65.3% OF CASH DIVIDEND SINCE INCEPTION.

