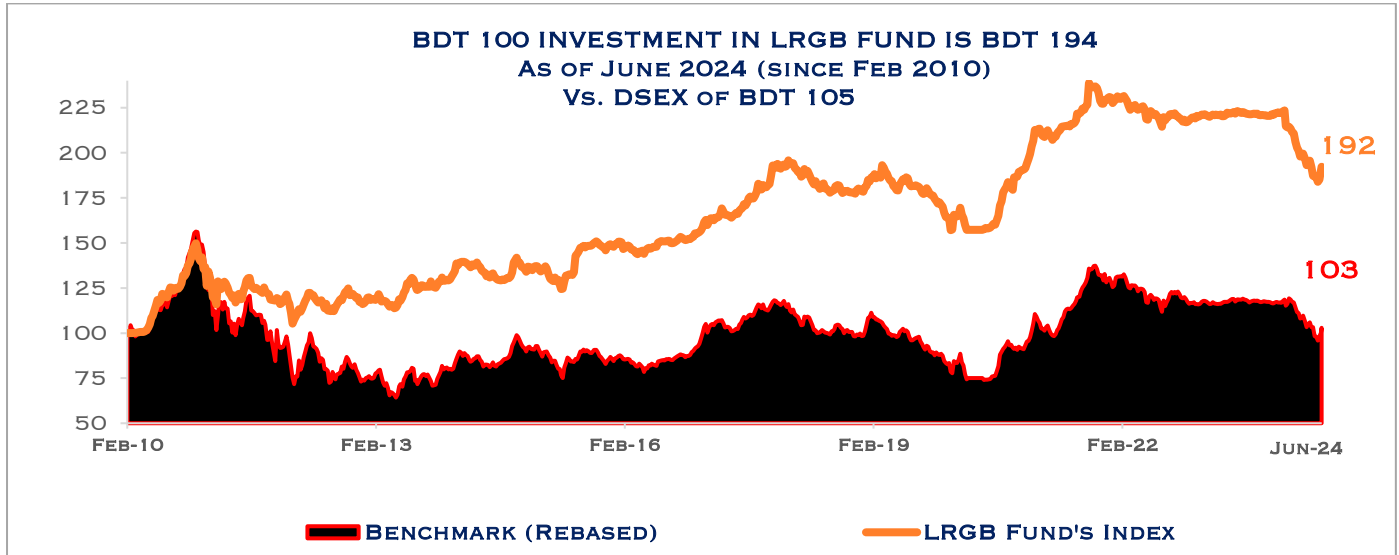


LR GLOBAL PORTFOLIO PERFORMANCE

CONSISTENTLY OUTPERFORMED THE BENCHMARK INDEX ACROSS ALL FUNDS SINCE INCEPTION DUE TO OUR SECURITY SELECTION, ASSET ALLOCATION, MARKET TIMING, AND RISK MANAGEMENT PROCESS.

*NOTE: DSE REMAINED CLOSED FROM 26TH MARCH TO 28TH MAY 2020 DUE TO LOCKDOWN.



LR GLOBAL MANAGED FUNDS HAVE CONSISTENTLY BEAT THE MARKET WITH OVER 65.1% CASH DIVIDENDS ON AVERAGE. DESPITE A FLAT MARKET SINCE 2010, LR GLOBAL MANAGED FUNDS HAVE MATERIALLY OUTPERFORMED THE BENCHMARK INDEX.

VALUE ADDITION HISTORY	SINCE INCEPTION	10-YR	9-YR	8-YR	7-YR	6-YR	5-YR	4-YR	3-YR	2-YR	1-YR
CUMULATIVE RETURN LR GLOBAL	92.18%	44.33%	34.49%	27.98%	13.79%	5.00%	5.16%	21.25%	-10.99%	-13.27%	-13.85%
CUMULATIVE RETURN (DSEX)	2.87%	22.86%	20.11%	22.13%	-2.67%	1.84%	5.27%	37.90%	-10.62%	13.79%	-13.34%
LR GLOBAL VALUE ADDITION	89.31%	21.46%	14.38%	5.86%	16.47%	3.16%	-0.11%	-16.65%	-0.38%	0.52%	-0.50%
MATERIAL VALUE ADDITION IN AN UP & DOWN MARKETS (ANNUALIZED)											
LR GLOBAL RETURN	4.68%	3.74%	3.35%	3.13%	1.86%	0.82%	1.01%	4.93%	-3.81%	-6.87%	-13.85%
DSEX RETURN	0.20%	2.08%	2.06%	2.53%	-0.39%	0.30%	1.03%	8.36%	-3.67%	-7.15%	-13.34%
LR GLOBAL VALUE ADDITION	4.49%	1.66%	1.29%	0.60%	2.25%	0.51%	-0.02%	-3.43%	-0.13%	0.28%	-0.50%
CUMULATIVE CASH DIVIDEND HISTORY											
	2023 - SINCE INCEPTION	2022	2021	2020	2019	2018	2017	2016	2015	2014	2013
DIVIDEND (BDT MN)	5,739.04	5,489.89	4,849.14	3,687.71	3,609.04	3,108.61	2,469.41	1,833.27	1,263.90	766.79	727.04
DIVIDEND % OF PAR	64.51%	61.71%	54.51%	41.45%	40.57%	34.94%	27.76%	20.61%	14.21%	8.62%	8.17%

LR GLOBAL INDIVIDUAL PORTFOLIO DIVIDEND HISTORY

**CONSISTENT PERFORMANCE ACROSS ALL FUNDS
INCLUDING CASH DIVIDEND HISTORY DESPITE BEAR MARKETS OVER LAST 10 YEARS
RETURNED OVER 64.51% CASH OF INITIAL INVESTMENT TO UNIT HOLDERS.**

DIVIDEND HISTORY	DBH1STMF	GREENELMF	AIBL1STMF	MBL1STMF	LRGLOBMF1	NCCBLMF1
FUND INCEPTION DATE	4-Feb-10	23-Sep-10	6-Jan-11	3-Feb-11	15-Sep-11	24-May-12
INITIAL FUND SIZE (BDT MN)	1,200	1,500	1,000	1,000	3,111	1,085
TL CASH DIVIDEND (BDT MN)	931.20	780.00	643.50	627.50	2,000.03	756.81
% TOTAL DIVIDEND TO PAR	78%	52%	64%	63%	64%	70%

CUMULATIVE DIVIDEND YIELD	DBH1STMF	GREENELMF	AIBL1STMF	MBL1STMF	LRGLOBMF1	NCCBLMF1
5 YEARS	41.39%	40.21%	38.69%	48.11%	42.61%	41.70%
4 YEARS	31.08%	29.20%	27.78%	36.04%	36.32%	40.26%
3 YEARS	31.21%	29.64%	28.11%	36.94%	36.75%	31.00%
2 YEARS	15.09%	13.14%	13.59%	22.15%	14.86%	15.49%
1 YEAR	4.79%	2.51%	0.74%	6.89%	5.30%	6.81%

CUMULATIVE DIV. YIELD (ANNUALIZED)	DBH1STMF	GREENELMF	AIBL1STMF	MBL1STMF	LRGLOBMF1	NCCBLMF1
5 YEARS	8.28%	8.04%	7.74%	9.62%	8.52%	8.34%
4 YEARS	7.77%	7.30%	6.95%	9.01%	9.08%	10.07%
3 YEARS	10.40%	9.88%	9.37%	12.31%	12.25%	10.33%
2 YEARS	7.55%	6.57%	6.79%	11.08%	7.43%	7.75%
1 YEAR	4.79%	2.51%	0.74%	6.89%	5.30%	6.81%

NOTE: THE DIVIDEND USED ARE FOR THE LATEST FY'2023.

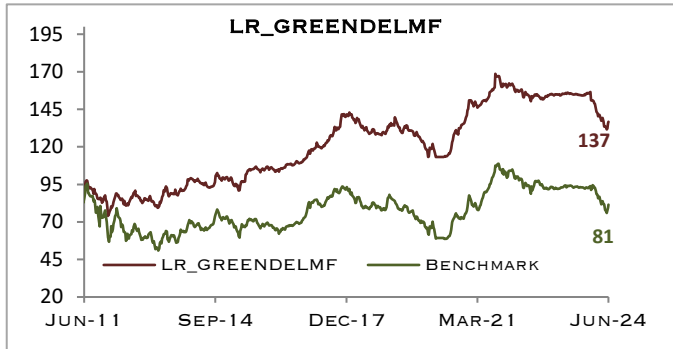
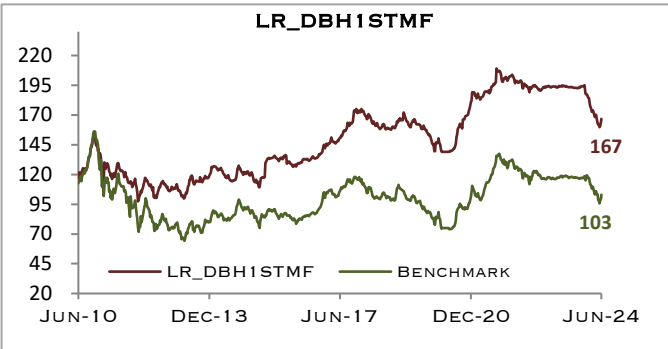
ALL INDIVIDUAL FUNDS SIGNIFICANTLY OUTPERFORMED THE BENCHMARK. AS A RESULT, THE LG MF INDEX ROSE BY 2.96%, COMPARED TO THE BENCHMARK'S INCREASE OF ONLY 1.46%.

MONTHLY MARKET PERFORMANCE			
	Jun'24	May'24	Change
DSEX	5,328.40	5,251.96	1.46%
DBH1STMF	8.58	8.34	2.88%
GREENELMF	8.78	8.57	2.45%
AIBL1STMF	9.10	8.79	3.53%
MBL1STMF	8.63	8.38	2.98%
LRGLOBMF1	8.67	8.41	3.09%
NCCBLMF1	9.19	8.94	2.80%

* DBH1STMF, GREENELMF, LRGLOBMF1'S & NCCBLMF1'S NAV RETURN HAS BEEN ADJUSTED FOR CASH DIVIDEND.

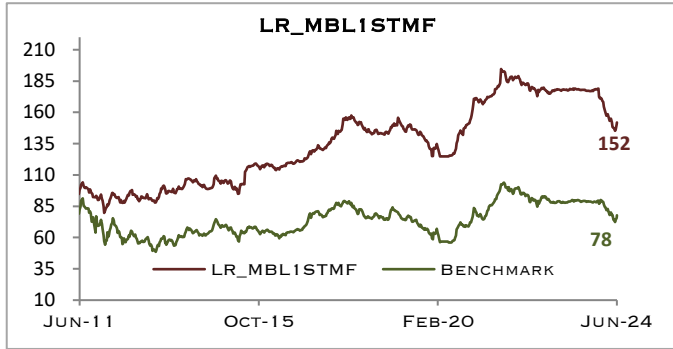
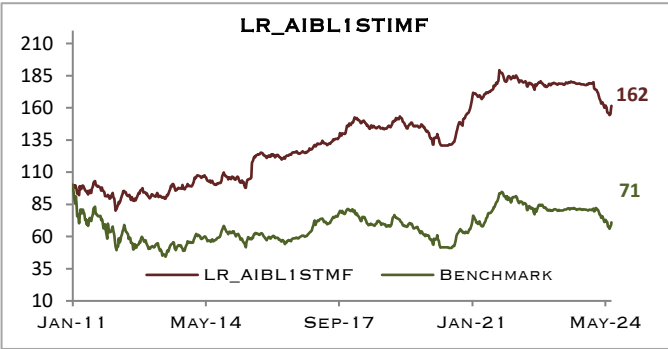
DBH1STMF MATERIALLY OUTPERFORMED THE BENCHMARK INDEX BY 63.8% AND DISBURSED 77.6% CASH DIVIDEND SINCE INCEPTION.

GREENDELMF MATERIALLY OUTPERFORMED THE BENCHMARK INDEX BY 55.2% AND DISBURSED 52.0% CASH DIVIDEND SINCE INCEPTION.



AIBL1STMF MATERIALLY OUTPERFORMED THE BENCHMARK INDEX BY 90.6% AND DISBURSED 64.4% CASH DIVIDEND SINCE INCEPTION.

MBL1STMF MATERIALLY OUTPERFORMED THE BENCHMARK INDEX BY 74.2% AND DISBURSED 62.8% CASH DIVIDEND SINCE INCEPTION.



LRGLOBMF1 MATERIALLY OUTPERFORMED THE BENCHMARK INDEX BY 67.3% AND DISBURSED 64.3% CASH DIVIDEND SINCE INCEPTION.

NCCBLMF1 MATERIALLY OUTPERFORMED THE BENCHMARK INDEX BY 61.4% AND DISBURSED 69.8% OF CASH DIVIDEND SINCE INCEPTION.

