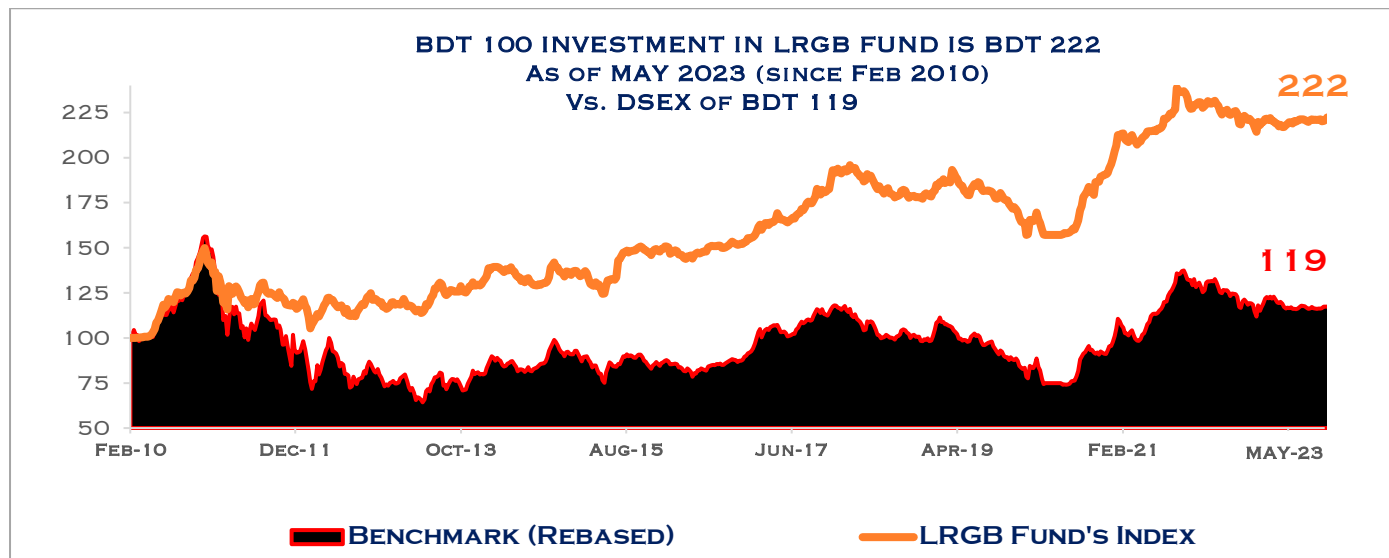


LR GLOBAL PORTFOLIO PERFORMANCE

CONSISTENTLY OUTPERFORMED THE BENCHMARK INDEX ACROSS ALL FUNDS SINCE INCEPTION DUE TO OUR SECURITY SELECTION, ASSET ALLOCATION, MARKET TIMING, AND RISK MANAGEMENT PROCESS.

*NOTE: DSE REMAINED CLOSED FROM 26TH MARCH TO 28TH MAY 2020 DUE TO LOCKDOWN.



LR GLOBAL MANAGED FUNDS HAVE CONSISTENTLY BEAT THE MARKET WITH OVER 62.3% CASH DIVIDENDS ON AVERAGE. DESPITE A FLAT MARKET SINCE 2010, LR GLOBAL MANAGED FUNDS HAVE MATERIALLY OUTPERFORMED THE BENCHMARK INDEX.

VALUE ADDITION HISTORY	SINCE INCEPTION	10-YR	9-YR	8-YR	7-YR	6-YR	5-YR	4-YR	3-YR	2-YR	1-YR
CUMULATIVE RETURN LR GLOBAL	121.65%	91.78%	59.34%	77.84%	51.83%	33.59%	21.41%	23.65%	41.01%	3.23%	1.49%
CUMULATIVE RETURN (DSEX)	18.36%	77.36%	35.93%	57.79%	47.08%	10.75%	16.37%	20.93%	57.82%	5.68%	1.41%
LR GLOBAL VALUE ADDITION	103.29%	14.42%	23.41%	20.05%	4.75%	22.84%	5.04%	2.72%	-16.81%	-2.45%	0.09%

MATERIAL VALUE ADDITION IN AN UP & DOWN MARKETS (ANNUALIZED)

LR GLOBAL RETURN	6.24%	6.73%	5.31%	7.46%	6.15%	4.95%	3.96%	5.45%	12.14%	1.60%	1.49%
DSEX RETURN	1.31%	5.90%	3.47%	5.87%	5.67%	1.72%	3.08%	4.87%	16.43%	2.80%	1.41%
LR GLOBAL VALUE ADDITION	4.93%	0.83%	1.84%	1.59%	0.48%	3.23%	0.88%	0.58%	-4.29%	-1.20%	0.09%

CUMULATIVE CASH DIVIDEND HISTORY

	2022 - SINCE INCEPTION	2021	2020	2019	2018	2017	2016	2015	2014	2013	2012
DIVIDEND (BDT MN)	5,489.89	4,849.14	3,687.71	3,609.04	3,108.61	2,469.41	1,833.27	1,263.90	766.79	727.04	378.00
DIVIDEND % OF PAR	61.71%	54.51%	41.45%	40.57%	34.94%	27.76%	20.61%	14.21%	8.62%	8.17%	8.04%

LR GLOBAL INDIVIDUAL PORTFOLIO DIVIDEND HISTORY

**CONSISTENT PERFORMANCE ACROSS ALL FUNDS
INCLUDING CASH DIVIDEND HISTORY DESPITE BEAR MARKETS OVER LAST 10 YEARS
RETURNED OVER 61.71% CASH OF INITIAL INVESTMENT TO UNIT HOLDERS.**

DIVIDEND HISTORY	DBH1STMF	GREENELMF	AIBL1STMF	MBL1STMF	LRGLOBMF1	NCCBLMF1
FUND INCEPTION DATE	4-Feb-10	23-Sep-10	6-Jan-11	3-Feb-11	15-Sep-11	24-May-12
INITIAL FUND SIZE (BDT MN)	1,200	1,500	1,000	1,000	3,111	1,085
TL CASH DIVIDEND (BDT MN)	895.20	757.50	637.50	585.00	1,906.71	707.98
% TOTAL DIVIDEND TO PAR	75%	51%	64%	59%	61%	65%

**ALL INDIVIDUAL FUNDS MATERIALLY OUTPERFORMED
THE BENCHMARK (DSEX) AND RETURNED OVER 61.71% CASH DIVIDEND ON AVERAGE.**

CUMULATIVE DIVIDEND YIELD	DBH1STMF	GREENELMF	AIBL1STMF	MBL1STMF	LRGLOBMF1	NCCBLMF1
5 YEAR	44.00%	45.48%	48.45%	51.23%	44.02%	43.02%
4 YEAR	38.48%	39.28%	38.04%	40.70%	36.68%	34.72%
3 YEAR	27.17%	27.14%	26.97%	28.74%	30.34%	33.08%
2 YEAR	16.02%	16.08%	26.78%	28.51%	29.79%	23.50%
1 YEAR	17.09%	17.16%	13.16%	14.72%	9.29%	8.61%

CUMULATIVE DIV. YIELD (ANNUALIZED)	DBH1STMF	GREENELMF	AIBL1STMF	MBL1STMF	LRGLOBMF1	NCCBLMF1
5 YEAR	8.80%	9.10%	9.69%	10.25%	8.80%	8.60%
4 YEAR	9.62%	9.82%	9.51%	10.17%	9.17%	8.68%
3 YEAR	9.06%	9.05%	8.99%	9.58%	10.11%	11.03%
2 YEAR	8.01%	8.04%	13.39%	14.25%	14.89%	11.75%
1 YEAR	17.09%	17.16%	13.16%	14.72%	9.29%	8.61%

NOTE: THE DIVIDEND DATA USED FOR AIBL1STMF AND MBL1STMF IS FOR 2022 WHILE THE REST ARE FOR 2021.

MONTHLY MARKET PERFORMANCE

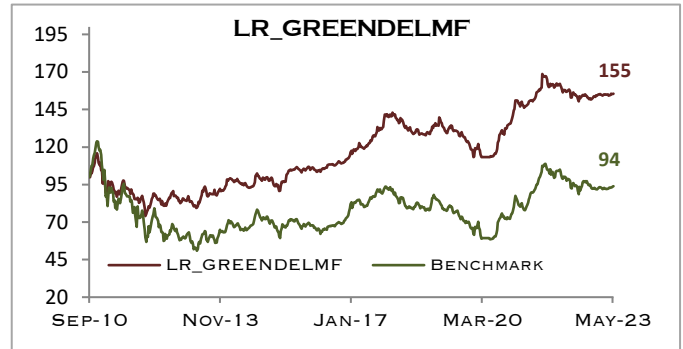
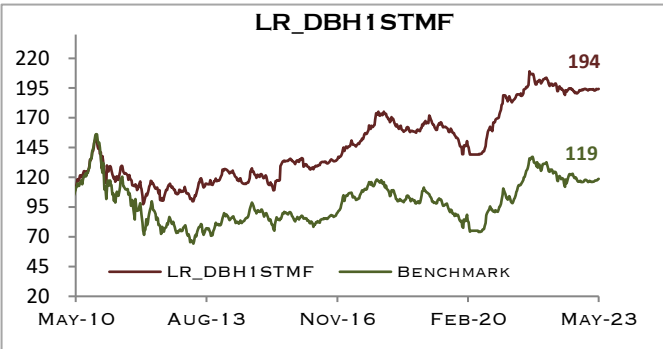
	May'23	April'23	Change
DSEX	6,339.74	6,262.69	1.23%
DBH1STMF	10.3	10.24	0.59%
GREENELMF	10.14	10.06	0.80%
AIBL1STMF	10.16	10.07	0.89%
MBL1STMF	10.55	10.48	0.67%
LRGLOBMF1	10.51	10.42	0.86%
NCCBLMF1	10.88	10.81	0.65%

* LRGLOBMF1's & NCCBLMF1's NOVEMBER'22 NAV RETURN HAS BEEN ADJUSTED FOR CASH DIVIDEND.

LR GLOBAL PORTFOLIO UPDATE

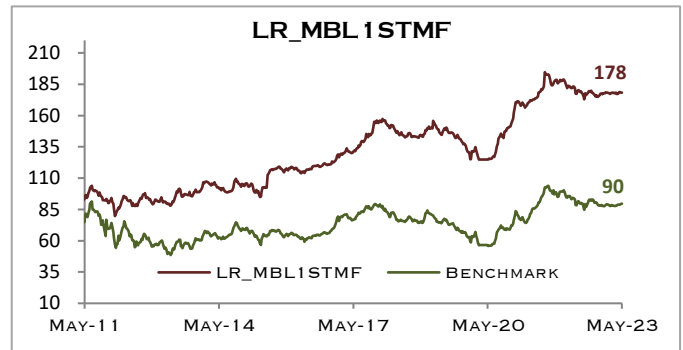
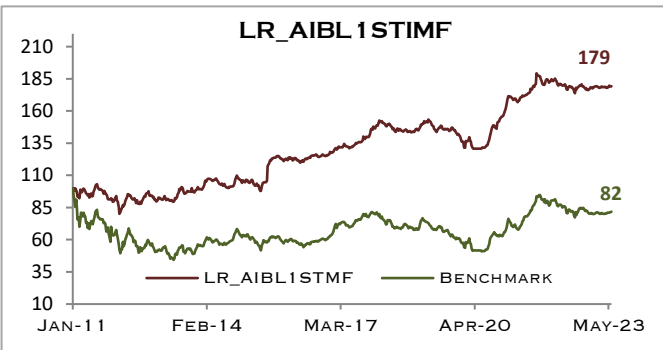
DBH1STMF MATERIALLY OUTPERFORMED THE BENCHMARK INDEX BY 75.6% AND DISBURSED 74.6% CASH DIVIDEND SINCE INCEPTION.

GREENDELMF MATERIALLY OUTPERFORMED THE BENCHMARK INDEX BY 61.5% AND DISBURSED 50.5% CASH DIVIDEND SINCE INCEPTION.



AIBL1STMF MATERIALLY OUTPERFORMED THE BENCHMARK INDEX BY 97.5% AND DISBURSED 63.8% CASH DIVIDEND SINCE INCEPTION.

MBL1STMF MATERIALLY OUTPERFORMED THE BENCHMARK INDEX BY 88.7% AND DISBURSED 58.5% CASH DIVIDEND SINCE INCEPTION.



LRGLOBMF1 MATERIALLY OUTPERFORMED THE BENCHMARK INDEX BY 81.5% AND DISBURSED 61.3% CASH DIVIDEND SINCE INCEPTION.

NCCBLMF1 MATERIALLY OUTPERFORMED THE BENCHMARK INDEX BY 66.9% AND DISBURSED 65.3% OF CASH DIVIDEND SINCE INCEPTION.

