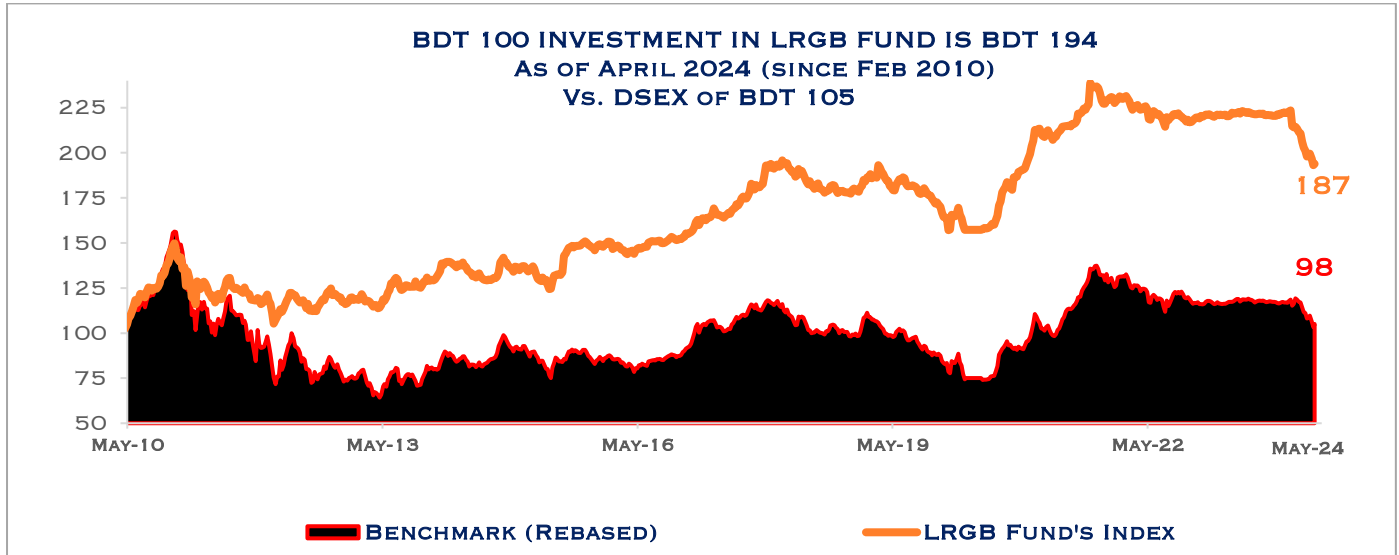


**LR GLOBAL PORTFOLIO PERFORMANCE**

**CONSISTENTLY OUTPERFORMED THE BENCHMARK INDEX ACROSS ALL FUNDS SINCE INCEPTION DUE TO OUR SECURITY SELECTION, ASSET ALLOCATION, MARKET TIMING, AND RISK MANAGEMENT PROCESS.**

\*NOTE: DSE REMAINED CLOSED FROM 26<sup>TH</sup> MARCH TO 28<sup>TH</sup> MAY 2020 DUE TO LOCKDOWN.



**LR GLOBAL MANAGED FUNDS HAVE CONSISTENTLY BEAT THE MARKET WITH OVER 65.1% CASH DIVIDENDS ON AVERAGE. DESPITE A FLAT MARKET SINCE 2010, LR GLOBAL MANAGED FUNDS HAVE MATERIALLY OUTPERFORMED THE BENCHMARK INDEX.**

VALUE ADDITION HISTORY	SINCE INCEPTION	10-YR	9-YR	8-YR	7-YR	6-YR	5-YR	4-YR	3-YR	2-YR	1-YR
CUMULATIVE RETURN LR GLOBAL	93.80%	41.75%	55.49%	32.75%	17.03%	5.33%	6.75%	23.28%	-8.85%	-14.18%	-12.05%
CUMULATIVE RETURN (DSEX)	5.08%	23.24%	40.08%	30.57%	1.60%	0.64%	6.22%	40.10%	0.17%	-15.47%	-10.49%
LR GLOBAL VALUE ADDITION	88.72%	18.52%	15.41%	2.18%	15.43%	4.69%	0.53%	-16.82%	-9.02%	1.29%	-1.55%
MATERIAL VALUE ADDITION IN AN UP & DOWN MARKETS (ANNUALIZED)											
LR GLOBAL RETURN	4.81%	3.55%	5.03%	3.60%	2.27%	0.87%	1.32%	5.37%	-3.04%	-7.36%	-12.05%
DSEX RETURN	0.35%	2.11%	3.82%	3.39%	0.23%	0.11%	1.21%	8.80%	0.06%	-8.06%	-10.49%
LR GLOBAL VALUE ADDITION	4.45%	1.44%	1.21%	0.21%	2.04%	0.76%	0.10%	-3.42%	-3.10%	0.70%	-1.55%
CUMULATIVE CASH DIVIDEND HISTORY											
	2023 - SINCE INCEPTION	2022	2021	2020	2019	2018	2017	2016	2015	2014	2013
DIVIDEND (BDT MN)	5,739.04	5,489.89	4,849.14	3,687.71	3,609.04	3,108.61	2,469.41	1,833.27	1,263.90	766.79	727.04
DIVIDEND % OF PAR	64.51%	61.71%	54.51%	41.45%	40.57%	34.94%	27.76%	20.61%	14.21%	8.62%	8.17%

**LR GLOBAL INDIVIDUAL PORTFOLIO DIVIDEND HISTORY**

**CONSISTENT PERFORMANCE ACROSS ALL FUNDS  
INCLUDING CASH DIVIDEND HISTORY DESPITE BEAR MARKETS OVER LAST 10 YEARS  
RETURNED OVER 65.1% CASH OF INITIAL INVESTMENT TO UNIT HOLDERS.**

DIVIDEND HISTORY	DBH1STMF	GREENELMF	AIBL1STMF	MBL1STMF	LRGLOBMF1	NCCBLMF1
FUND INCEPTION DATE	4-Feb-10	23-Sep-10	6-Jan-11	3-Feb-11	15-Sep-11	24-May-12
INITIAL FUND SIZE (BDT MN)	1,200	1,500	1,000	1,000	3,111	1,085
TL CASH DIVIDEND (BDT MN)	931.20	780.00	643.50	627.50	2,000.03	756.81
% TOTAL DIVIDEND TO PAR	78%	52%	64%	63%	64%	70%

CUMULATIVE DIVIDEND YIELD	DBH1STMF	GREENELMF	AIBL1STMF	MBL1STMF	LRGLOBMF1	NCCBLMF1
5 YEARS	41.02%	39.90%	38.69%	47.84%	42.31%	41.54%
4 YEARS	30.88%	28.99%	27.87%	35.88%	36.12%	40.20%
3 YEARS	30.81%	29.18%	27.98%	36.42%	36.18%	30.66%
2 YEARS	14.85%	12.86%	13.54%	21.76%	14.61%	15.32%
1 YEAR	4.65%	2.41%	0.74%	6.74%	5.12%	6.68%

CUMULATIVE DIV. YIELD (ANNUALIZED)	DBH1STMF	GREENELMF	AIBL1STMF	MBL1STMF	LRGLOBMF1	NCCBLMF1
5 YEARS	8.20%	7.98%	7.74%	9.57%	8.46%	8.31%
4 YEARS	7.72%	7.25%	6.97%	8.97%	9.03%	10.05%
3 YEARS	10.27%	9.73%	9.33%	12.14%	12.06%	10.22%
2 YEARS	7.42%	6.43%	6.77%	10.88%	7.30%	7.66%
1 YEAR	4.65%	2.41%	0.74%	6.74%	5.12%	6.68%

NOTE: THE DIVIDEND USED ARE FOR THE LATEST FY'2023.

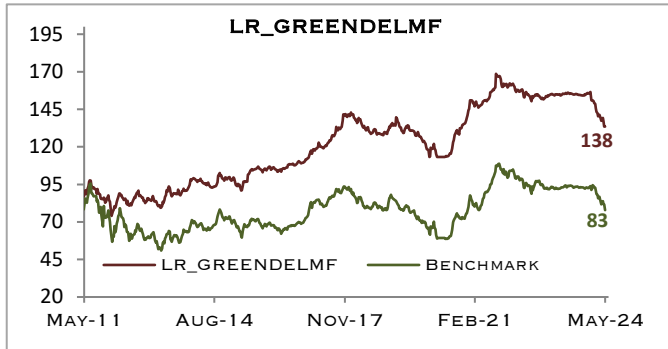
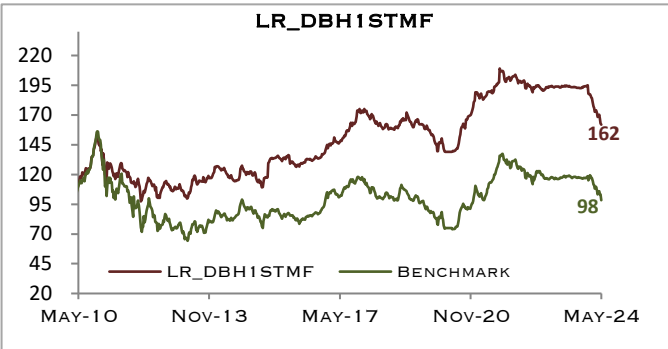
**ALL INDIVIDUAL FUNDS MATERIALLY OUTPERFORMED  
THE BENCHMARK (DSEX) AS DSEX DROPPED 4.2% WHILE LRGLOBAL MF INDEX SHED ONLY 2.05%.**

MONTHLY MARKET PERFORMANCE			
	Apr'24	Mar'24	Change
DSEX	5,584.65	5,829.70	-4.20%
DBH1STMF	8.68	8.92	-2.69%
GREENELMF	8.86	9.06	-2.21%
AIBL1STMF	9.05	9.21	-1.74%
MBL1STMF	8.72	8.96	-2.68%
LRGLOBMF1	8.76	9	-2.67%
NCCBLMF1	9.28	9.53	-2.62%

\* DBH1STMF, GREENELMF, LRGLOBMF1'S & NCCBLMF1'S NAV RETURN HAS BEEN ADJUSTED FOR CASH DIVIDEND.

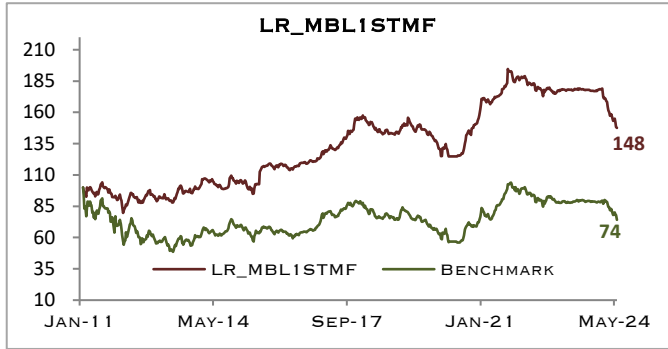
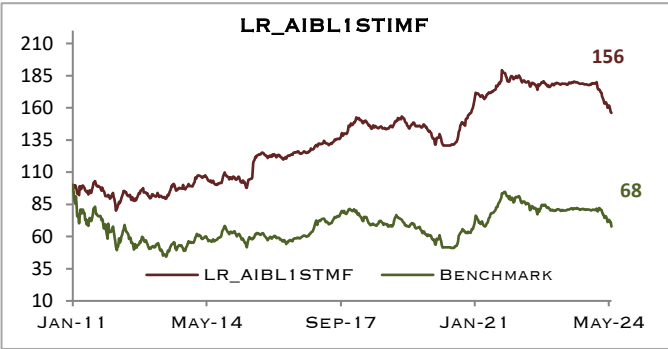
**DBH1STMF MATERIALLY OUTPERFORMED THE BENCHMARK INDEX BY 63.8% AND DISBURSED 77.6% CASH DIVIDEND SINCE INCEPTION.**

**GREENDELMF MATERIALLY OUTPERFORMED THE BENCHMARK INDEX BY 55.6% AND DISBURSED 52.0% CASH DIVIDEND SINCE INCEPTION.**



**AIBL1STMF MATERIALLY OUTPERFORMED THE BENCHMARK INDEX BY 88.3% AND DISBURSED 64.4% CASH DIVIDEND SINCE INCEPTION.**

**MBL1STMF MATERIALLY OUTPERFORMED THE BENCHMARK INDEX BY 73.2% AND DISBURSED 62.8% CASH DIVIDEND SINCE INCEPTION.**



**LRGLOBMF1 MATERIALLY OUTPERFORMED THE BENCHMARK INDEX BY 66.9% AND DISBURSED 66.9% CASH DIVIDEND SINCE INCEPTION.**

**NCCBLMF1 MATERIALLY OUTPERFORMED THE BENCHMARK INDEX BY 61.8% AND DISBURSED 69.8% OF CASH DIVIDEND SINCE INCEPTION.**

