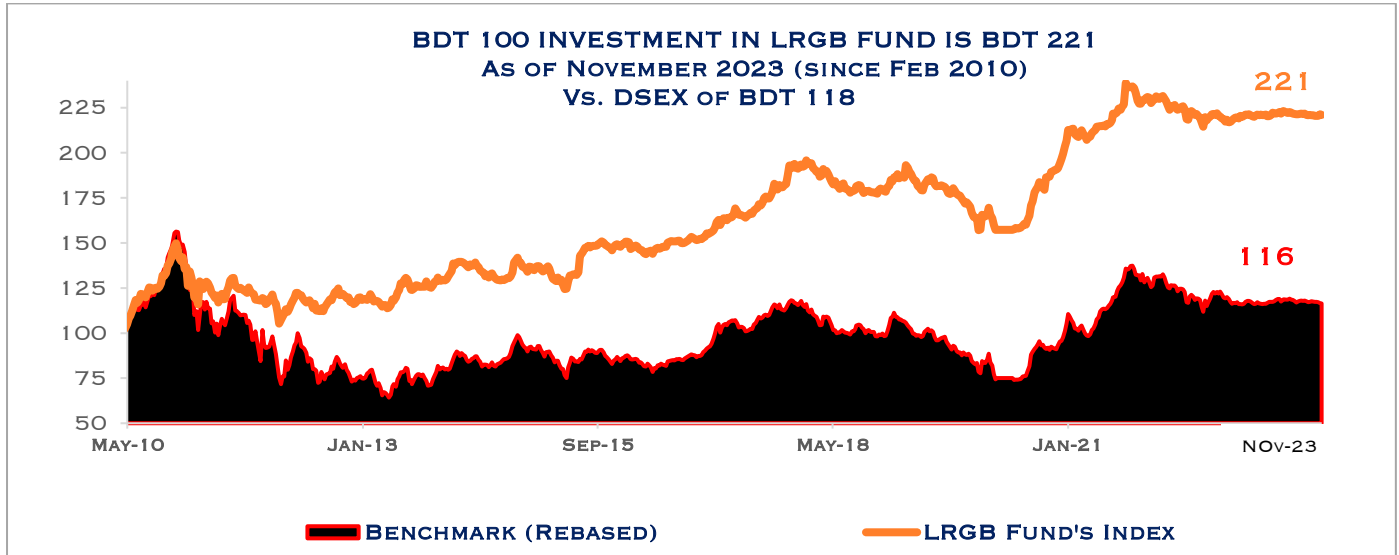


LR GLOBAL PORTFOLIO PERFORMANCE

CONSISTENTLY OUTPERFORMED THE BENCHMARK INDEX ACROSS ALL FUNDS SINCE INCEPTION DUE TO OUR SECURITY SELECTION, ASSET ALLOCATION, MARKET TIMING, AND RISK MANAGEMENT PROCESS.

*NOTE: DSE REMAINED CLOSED FROM 26TH MARCH TO 28TH MAY 2020 DUE TO LOCKDOWN.



LR GLOBAL MANAGED FUNDS HAVE CONSISTENTLY BEAT THE MARKET WITH OVER 63.9% CASH DIVIDENDS ON AVERAGE. DESPITE A FLAT MARKET SINCE 2010, LR GLOBAL MANAGED FUNDS HAVE MATERIALLY OUTPERFORMED THE BENCHMARK INDEX.

VALUE ADDITION HISTORY	SINCE INCEPTION	10-YR	9-YR	8-YR	7-YR	6-YR	5-YR	4-YR	3-YR	2-YR	1-YR
CUMULATIVE RETURN LR GLOBAL	120.81%	71.71%	61.25%	49.84%	45.60%	21.38%	23.99%	27.51%	16.54%	-2.79%	1.16%
CUMULATIVE RETURN (DSEX)	17.48%	53.71%	25.31%	39.65%	35.61%	4.47%	16.67%	31.58%	27.04%	-11.10%	-2.06%
LR GLOBAL VALUE ADDITION	103.33%	18.00%	35.94%	10.19%	9.99%	16.91%	7.32%	-4.07%	-10.51%	8.31%	3.22%
MATERIAL VALUE ADDITION IN AN UP & DOWN MARKETS (ANNUALIZED)											
LR GLOBAL RETURN	6.00%	5.56%	5.45%	5.19%	5.51%	3.28%	4.39%	6.26%	5.23%	-1.41%	1.16%
DSEX RETURN	1.19%	4.39%	2.54%	4.26%	4.45%	0.73%	3.13%	7.10%	8.31%	-5.71%	-2.06%
LR GLOBAL VALUE ADDITION	4.81%	1.16%	2.91%	0.92%	1.07%	2.55%	1.26%	-0.84%	-3.07%	4.31%	3.22%
CUMULATIVE CASH DIVIDEND HISTORY											
	2023 - SINCE INCEPTION	2022	2021	2020	2019	2018	2017	2016	2015	2014	2013
DIVIDEND (BDT MN)	5,596.89	5,489.89	4,849.14	3,687.71	3,609.04	3,108.61	2,469.41	1,833.27	1,263.90	766.79	727.04
DIVIDEND % OF PAR	62.92%	61.71%	54.51%	41.45%	40.57%	34.94%	27.76%	20.61%	14.21%	8.62%	8.17%

LR GLOBAL INDIVIDUAL PORTFOLIO DIVIDEND HISTORY

**CONSISTENT PERFORMANCE ACROSS ALL FUNDS
INCLUDING CASH DIVIDEND HISTORY DESPITE BEAR MARKETS OVER LAST 10 YEARS
RETURNED OVER 62.92% CASH OF INITIAL INVESTMENT TO UNIT HOLDERS.**

DIVIDEND HISTORY	DBH1STMF	GREENELMF	AIBL1STMF	MBL1STMF	LRGLOBMF1	NCCBLMF1
FUND INCEPTION DATE	4-Feb-10	23-Sep-10	6-Jan-11	3-Feb-11	15-Sep-11	24-May-12
INITIAL FUND SIZE (BDT MN)	1,200	1,500	1,000	1,000	3,111	1,085
TL CASH DIVIDEND (BDT MN)	931.20	780.00	643.50	627.50	1,906.71	707.98
% TOTAL DIVIDEND TO PAR	78%	52%	64%	63%	61%	65%

CUMULATIVE DIVIDEND YIELD	DBH1STMF	GREENELMF	AIBL1STMF	MBL1STMF	LRGLOBMF1	NCCBLMF1
5 YEARS	39.77%	38.85%	39.28%	46.89%	44.91%	43.33%
4 YEARS	30.03%	28.16%	28.68%	35.65%	36.91%	34.62%
3 YEARS	30.07%	27.85%	27.91%	34.89%	30.53%	33.45%
2 YEARS	14.02%	11.96%	13.59%	20.18%	31.89%	24.79%
1 YEAR	4.35%	2.17%	0.81%	6.44%	9.37%	8.71%

CUMULATIVE DIV. YIELD (ANNUALIZED)	DBH1STMF	GREENELMF	AIBL1STMF	MBL1STMF	LRGLOBMF1	NCCBLMF1
5 YEARS	7.95%	7.77%	7.86%	9.38%	8.98%	8.67%
4 YEARS	7.51%	7.04%	7.17%	8.91%	9.23%	8.65%
3 YEARS	10.02%	9.28%	9.30%	11.63%	10.18%	11.15%
2 YEARS	7.01%	5.98%	6.79%	10.09%	15.95%	12.39%
1 YEAR	4.35%	2.17%	0.81%	6.44%	9.37%	8.71%

NOTE: THE DIVIDEND DATA USED FOR AIBL1STMF AND MBL1STMF IS FOR 2022 WHILE THE REST ARE FOR 2021.

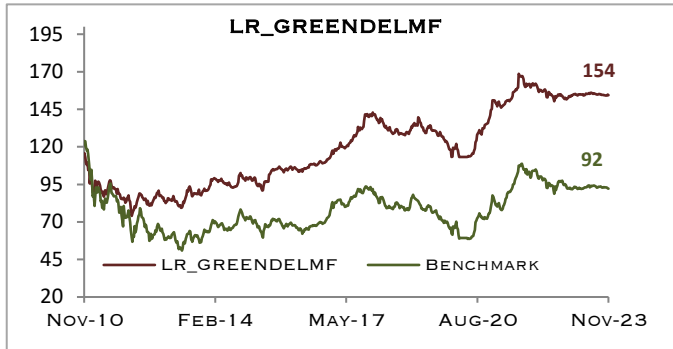
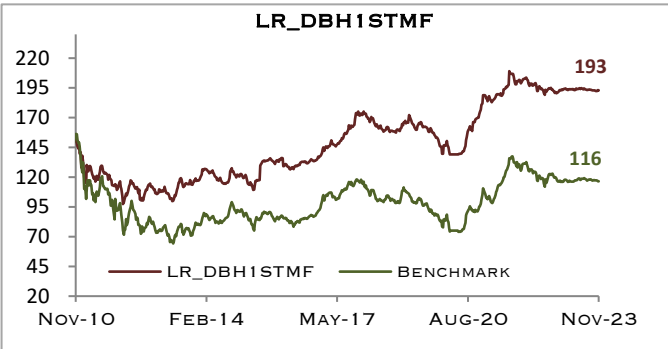
**ALL INDIVIDUAL FUNDS MATERIALLY OUTPERFORMED
THE BENCHMARK (DSEX) AS LR GLOBAL MFs ADDED VALUE BY 0.07% DURING THE MONTH AND DSEX EDGED DOWN
BY 0.89%**

MONTHLY MARKET PERFORMANCE			
	Nov'23	Oct'23	Change
DSEX	6,223.03	6,278.66	-0.89%
DBH1STMF	9.93	9.92	0.10%
GREENELMF	9.92	9.92	0.00%
AIBL1STMF	10.04	10.02	0.20%
MBL1STMF	10.05	10.06	-0.10%
LRGLOBMF1	10.48	10.47	0.10%
NCCBLMF1	10.89	10.88	0.09%

* DBH1STMF, GREENELMF, LRGLOBMF1'S & NCCBLMF1'S NAV RETURN HAS BEEN ADJUSTED FOR CASH DIVIDEND.

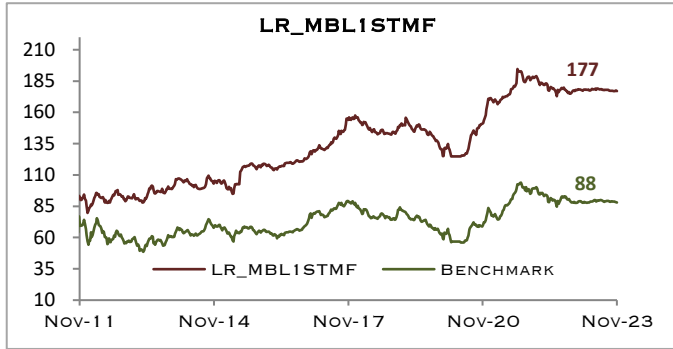
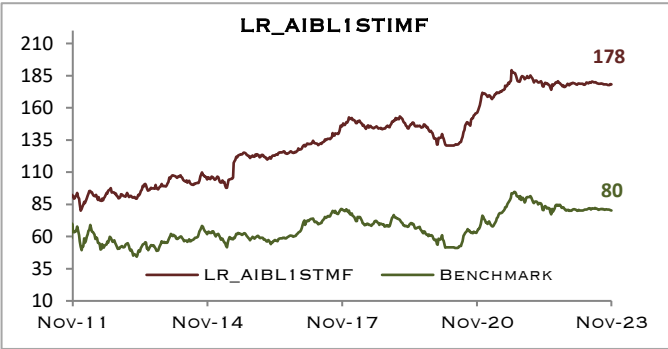
DBH1STMF MATERIALLY OUTPERFORMED THE BENCHMARK INDEX BY 76.4% AND DISBURSED 77.6% CASH DIVIDEND SINCE INCEPTION.

GREENDELMF MATERIALLY OUTPERFORMED THE BENCHMARK INDEX BY 62.2% AND DISBURSED 52.0% CASH DIVIDEND SINCE INCEPTION.



AIBL1STMF MATERIALLY OUTPERFORMED THE BENCHMARK INDEX BY 98% AND DISBURSED 64.4% CASH DIVIDEND SINCE INCEPTION.

MBL1STMF MATERIALLY OUTPERFORMED THE BENCHMARK INDEX BY 89% AND DISBURSED 62.8% CASH DIVIDEND SINCE INCEPTION.



LRGLOBMF1 MATERIALLY OUTPERFORMED THE BENCHMARK INDEX BY 82.9% AND DISBURSED 61.3% CASH DIVIDEND SINCE INCEPTION.

NCCBLMF1 MATERIALLY OUTPERFORMED THE BENCHMARK INDEX BY 69.6% AND DISBURSED 65.3% OF CASH DIVIDEND SINCE INCEPTION.

