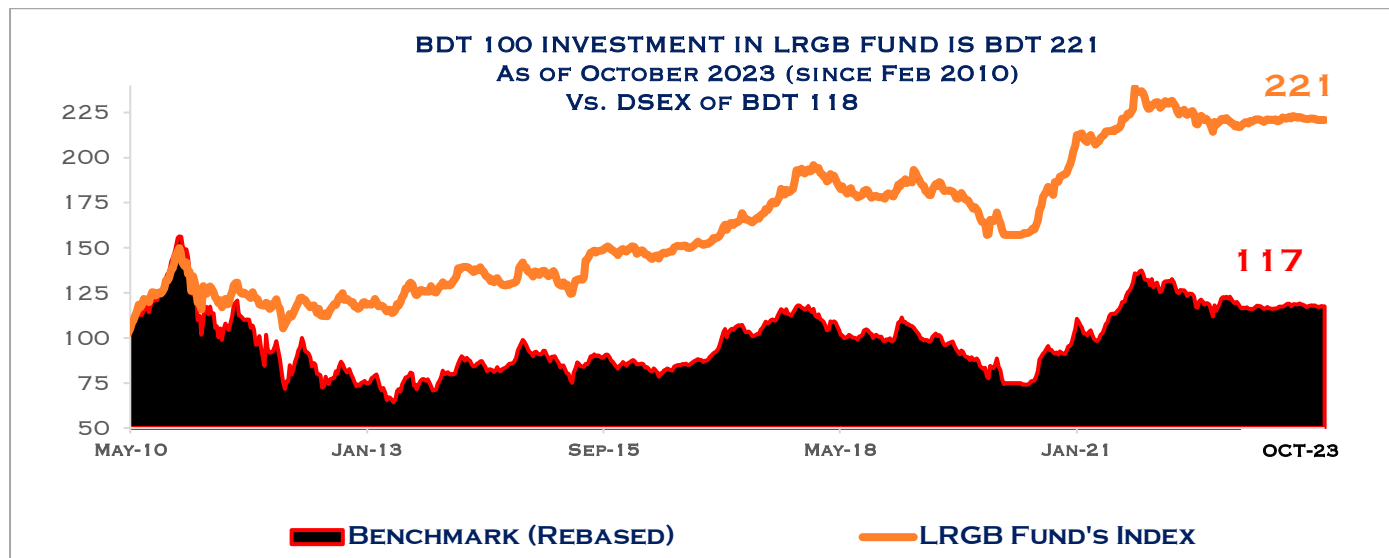


LR GLOBAL PORTFOLIO PERFORMANCE

CONSISTENTLY OUTPERFORMED THE BENCHMARK INDEX ACROSS ALL FUNDS SINCE INCEPTION DUE TO OUR SECURITY SELECTION, ASSET ALLOCATION, MARKET TIMING, AND RISK MANAGEMENT PROCESS.

*NOTE: DSE REMAINED CLOSED FROM 26TH MARCH TO 28TH MAY 2020 DUE TO LOCKDOWN.



LR GLOBAL MANAGED FUNDS HAVE CONSISTENTLY BEAT THE MARKET WITH OVER 63.9% CASH DIVIDENDS ON AVERAGE. DESPITE A FLAT MARKET SINCE 2010, LR GLOBAL MANAGED FUNDS HAVE MATERIALLY OUTPERFORMED THE BENCHMARK INDEX.

VALUE ADDITION HISTORY	SINCE INCEPTION	10-YR	9-YR	8-YR	7-YR	6-YR	5-YR	4-YR	3-YR	2-YR	1-YR
CUMULATIVE RETURN LR GLOBAL	120.81%	71.71%	61.25%	49.84%	45.60%	21.38%	23.99%	27.51%	16.54%	-2.79%	1.16%
CUMULATIVE RETURN (DSEX)	17.48%	53.71%	25.31%	39.65%	35.61%	4.47%	16.67%	31.58%	27.04%	-11.10%	-2.06%
LR GLOBAL VALUE ADDITION	103.33%	18.00%	35.94%	10.19%	9.99%	16.91%	7.32%	-4.07%	-10.51%	8.31%	3.22%

MATERIAL VALUE ADDITION IN AN UP & DOWN MARKETS (ANNUALIZED)

LR GLOBAL RETURN	6.00%	5.56%	5.45%	5.19%	5.51%	3.28%	4.39%	6.26%	5.23%	-1.41%	1.16%
DSEX RETURN	1.19%	4.39%	2.54%	4.26%	4.45%	0.73%	3.13%	7.10%	8.31%	-5.71%	-2.06%
LR GLOBAL VALUE ADDITION	4.81%	1.16%	2.91%	0.92%	1.07%	2.55%	1.26%	-0.84%	-3.07%	4.31%	3.22%

CUMULATIVE CASH DIVIDEND HISTORY

	2023 - SINCE INCEPTION	2022	2021	2020	2019	2018	2017	2016	2015	2014	2013
DIVIDEND (BDT MN)	5,596.89	5,489.89	4,849.14	3,687.71	3,609.04	3,108.61	2,469.41	1,833.27	1,263.90	766.79	727.04
DIVIDEND % OF PAR	62.92%	61.71%	54.51%	41.45%	40.57%	34.94%	27.76%	20.61%	14.21%	8.62%	8.17%

LR GLOBAL INDIVIDUAL PORTFOLIO DIVIDEND HISTORY

**CONSISTENT PERFORMANCE ACROSS ALL FUNDS
INCLUDING CASH DIVIDEND HISTORY DESPITE BEAR MARKETS OVER LAST 10 YEARS
RETURNED OVER 62.92% CASH OF INITIAL INVESTMENT TO UNIT HOLDERS.**

DIVIDEND HISTORY	DBH1STMF	GREENELMF	AIBL1STMF	MBL1STMF	LRGLOBMF1	NCCBLMF1
FUND INCEPTION DATE	4-Feb-10	23-Sep-10	6-Jan-11	3-Feb-11	15-Sep-11	24-May-12
INITIAL FUND SIZE (BDT MN)	1,200	1,500	1,000	1,000	3,111	1,085
TL CASH DIVIDEND (BDT MN)	931.20	780.00	643.50	627.50	1,906.71	707.98
% TOTAL DIVIDEND TO PAR	78%	52%	64%	63%	61%	65%

**ALL INDIVIDUAL FUNDS MATERIALLY OUTPERFORMED
THE BENCHMARK (DSEX) AND RETURNED OVER 63.9% CASH DIVIDEND ON AVERAGE.**

CUMULATIVE DIVIDEND YIELD	DBH1STMF	GREENELMF	AIBL1STMF	MBL1STMF	LRGLOBMF1	NCCBLMF1
5 YEARS	39.71%	38.85%	39.28%	46.82%	44.80%	43.33%
4 YEARS	29.87%	28.06%	28.73%	35.66%	36.91%	34.70%
3 YEARS	30.05%	27.80%	27.80%	34.75%	30.47%	33.23%
2 YEARS	13.88%	11.86%	13.45%	19.97%	31.32%	24.50%
1 YEAR	4.35%	2.17%	0.81%	6.44%	9.37%	8.70%

CUMULATIVE DIV. YIELD (ANNUALIZED)	DBH1STMF	GREENELMF	AIBL1STMF	MBL1STMF	LRGLOBMF1	NCCBLMF1
5 YEARS	7.94%	7.77%	7.86%	9.36%	8.96%	8.67%
4 YEARS	7.47%	7.01%	7.18%	8.91%	9.23%	8.68%
3 YEARS	10.02%	9.27%	9.27%	11.58%	10.16%	11.08%
2 YEARS	6.94%	5.93%	6.72%	9.98%	15.66%	12.25%
1 YEAR	4.35%	2.17%	0.81%	6.44%	9.37%	8.70%

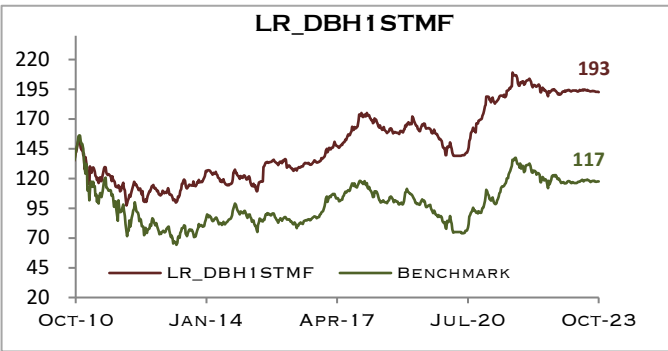
NOTE: THE DIVIDEND DATA USED FOR AIBL1STMF AND MBL1STMF IS FOR 2022 WHILE THE REST ARE FOR 2021.

MONTHLY MARKET PERFORMANCE

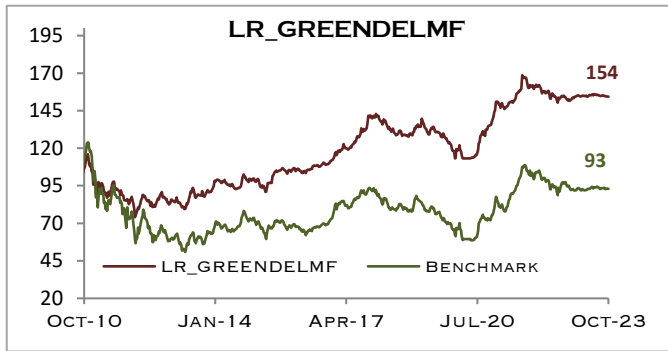
	Oct'23	Sept'23	Change
DSEX	6,278.66	6,229.61	0.79%
DBH1STMF	9.92	9.96	-0.40%
GREENELMF	9.92	9.93	-0.10%
AIBL1STMF	10.02	10.04	-0.20%
MBL1STMF	10.06	10.07	-0.10%
LRGLOBMF1	10.47	10.48	-0.10%
NCCBLMF1	10.88	10.87	0.09%

* DBH1STMF, GREENELMF, LRGLOBMF1's & NCCBLMF1's NAV RETURN HAS BEEN ADJUSTED FOR CASH DIVIDEND.

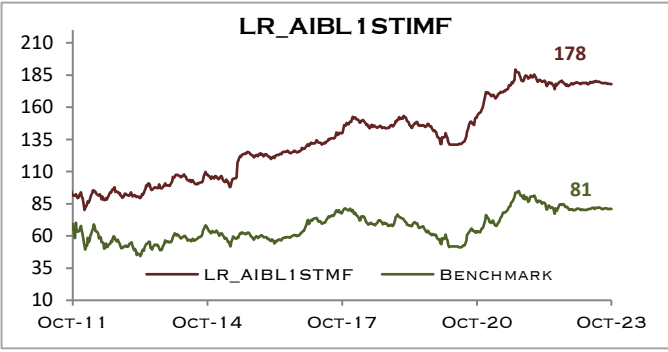
DBH1STMF MATERIALLY OUTPERFORMED THE BENCHMARK INDEX BY 75.2% AND DISBURSED 77.6% CASH DIVIDEND SINCE INCEPTION.



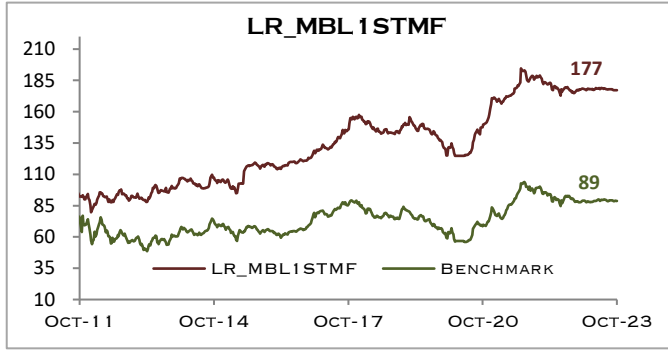
GREENDELMF MATERIALLY OUTPERFORMED THE BENCHMARK INDEX BY 61.3% AND DISBURSED 52.0% CASH DIVIDEND SINCE INCEPTION.



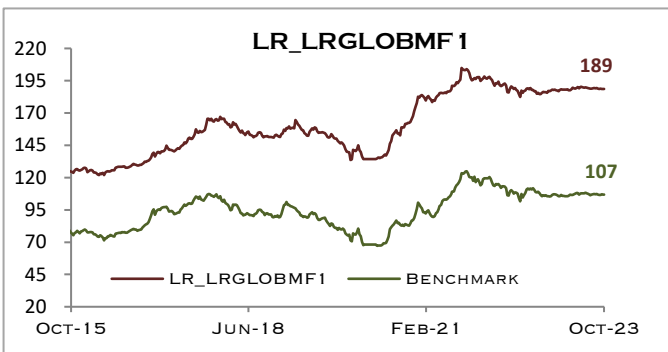
AIBL1STMF MATERIALLY OUTPERFORMED THE BENCHMARK INDEX BY 96.9% AND DISBURSED 64.4% CASH DIVIDEND SINCE INCEPTION.



MBL1STMF MATERIALLY OUTPERFORMED THE BENCHMARK INDEX BY 88.4% AND DISBURSED 62.8% CASH DIVIDEND SINCE INCEPTION.



LRGLOBMF1 MATERIALLY OUTPERFORMED THE BENCHMARK INDEX BY 81.8% AND DISBURSED 61.3% CASH DIVIDEND SINCE INCEPTION.



NCCBLMF1 MATERIALLY OUTPERFORMED THE BENCHMARK INDEX BY 68.2% AND DISBURSED 65.3% OF CASH DIVIDEND SINCE INCEPTION.

