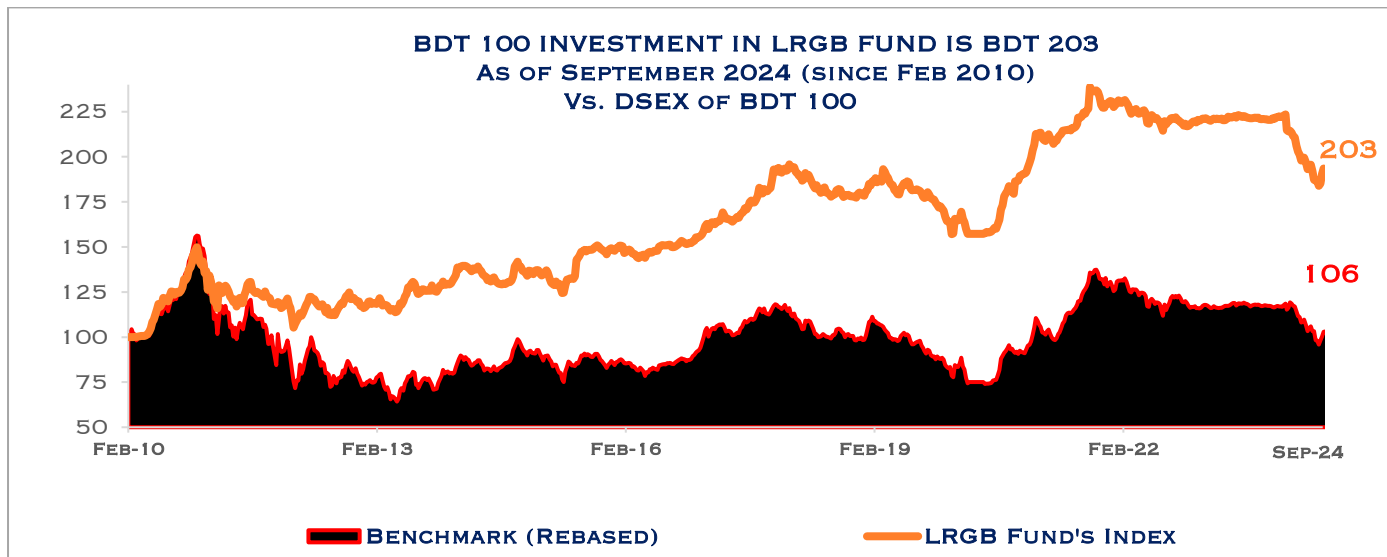


## LR GLOBAL PORTFOLIO PERFORMANCE

CONSISTENTLY OUTPERFORMED THE BENCHMARK INDEX ACROSS ALL FUNDS SINCE INCEPTION DUE TO OUR SECURITY SELECTION, ASSET ALLOCATION, MARKET TIMING, AND RISK MANAGEMENT PROCESS.

\*NOTE: DSE REMAINED CLOSED FROM 26<sup>TH</sup> MARCH TO 28<sup>TH</sup> MAY 2020 DUE TO LOCKDOWN.



LR GLOBAL MANAGED FUNDS HAVE CONSISTENTLY BEAT THE MARKET WITH OVER 64% CASH DIVIDENDS ON AVERAGE. DESPITE A FLAT MARKET SINCE 2010, LR GLOBAL MANAGED FUNDS HAVE MATERIALLY OUTPERFORMED THE BENCHMARK INDEX BY 97.15% SINCE INCEPTION.

VALUE ADDITION HISTORY	SINCE INCEPTION	10-YR	9-YR	8-YR	7-YR	6-YR	5-YR	4-YR	3-YR	2-YR	1-YR
CUMULATIVE RETURN LR GLOBAL	102.66%	45.71%	35.06%	32.18%	12.59%	14.06%	14.44%	12.03%	-14.29%	-8.69%	-8.57%
CUMULATIVE RETURN (DSEX)	5.52%	11.28%	16.35%	19.54%	-8.49%	3.15%	17.23%	13.26%	-22.23%	-14.09%	-10.63%
LR GLOBAL VALUE ADDITION	97.15%	34.43%	18.72%	12.64%	21.08%	10.92%	-2.79%	-1.24%	7.94%	5.40%	2.05%
MATERIAL VALUE ADDITION IN AN UP & DOWN MARKETS (ANNUALIZED)											
LR GLOBAL RETURN	4.96%	3.84%	3.40%	3.55%	1.71%	2.22%	2.73%	2.88%	-5.01%	-4.44%	-8.57%
DSEX RETURN	0.35%	1.07%	1.70%	2.26%	-1.26%	0.52%	3.23%	3.16%	-8.04%	-7.31%	-10.63%
LR GLOBAL VALUE ADDITION	4.61%	2.76%	1.70%	1.29%	2.97%	1.70%	-0.50%	-0.28%	3.03%	2.87%	2.05%
CUMULATIVE CASH DIVIDEND HISTORY											
	2023 - SINCE INCEPTION	2022	2021	2020	2019	2018	2017	2016	2015	2014	2013
DIVIDEND (BDT MN)	5,739.04	5,489.89	4,849.14	3,687.71	3,609.04	3,108.61	2,469.41	1,833.27	1,263.90	766.79	727.04
DIVIDEND % OF PAR	64.51%	61.71%	54.51%	41.45%	40.57%	34.94%	27.76%	20.61%	14.21%	8.62%	8.17%

## LR GLOBAL INDIVIDUAL PORTFOLIO DIVIDEND HISTORY

**CONSISTENT PERFORMANCE ACROSS ALL FUNDS  
INCLUDING CASH DIVIDEND HISTORY DESPITE BEAR MARKETS OVER LAST 10 YEARS  
RETURNED OVER 64.51% CASH OF INITIAL INVESTMENT TO UNIT HOLDERS.**

DIVIDEND HISTORY	DBH1STMF	GREENELMF	AIBL1STMF	MBL1STMF	LRGLOBMF1	NCCBLMF1
FUND INCEPTION DATE	4-Feb-10	23-Sep-10	6-Jan-11	3-Feb-11	15-Sep-11	24-May-12
INITIAL FUND SIZE (BDT MN)	1,200	1,500	1,000	1,000	3,111	1,085
TL CASH DIVIDEND (BDT MN)	931.20	780.00	643.50	627.50	2,000.03	756.81
% TOTAL DIVIDEND TO PAR	78%	52%	64%	63%	64%	70%

CUMULATIVE DIVIDEND YIELD	DBH1STMF	GREENELMF	AIBL1STMF	MBL1STMF	LRGLOBMF1	NCCBLMF1
5 YEARS	41.67%	40.46%	38.67%	48.33%	42.87%	41.81%
4 YEARS	31.25%	29.39%	27.75%	36.24%	36.52%	40.30%
3 YEARS	31.63%	30.12%	28.25%	37.44%	37.28%	31.31%
2 YEARS	15.28%	13.36%	13.65%	22.54%	15.07%	15.61%
1 YEAR	4.89%	2.59%	0.74%	7.05%	5.44%	6.90%

CUMULATIVE DIV. YIELD (ANNUALIZED)	DBH1STMF	GREENELMF	AIBL1STMF	MBL1STMF	LRGLOBMF1	NCCBLMF1
5 YEARS	8.33%	8.09%	7.73%	9.67%	8.57%	8.36%
4 YEARS	7.81%	7.35%	6.94%	9.06%	9.13%	10.08%
3 YEARS	10.54%	10.04%	9.42%	12.48%	12.43%	10.44%
2 YEARS	7.64%	6.68%	6.83%	11.27%	7.54%	7.80%
1 YEAR	4.89%	2.59%	0.74%	7.05%	5.44%	6.90%

NOTE: THE DIVIDEND USED ARE FOR THE LATEST FY'2023.

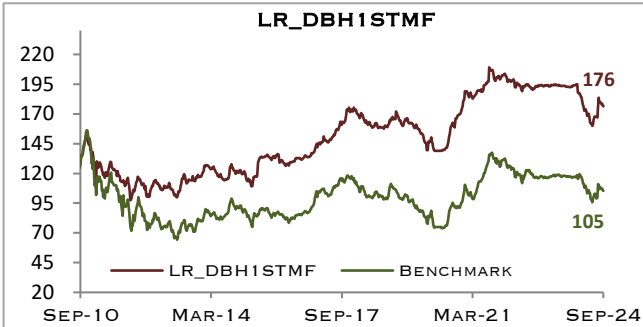
**THE LG MF INDEX OUTPERFORMED THE DSEX IN THE MONTH DRIVEN BY EFFECTIVE ASSET ALLOCATION AND  
STRATEGIC SECURITY SELECTION.**

MONTHLY MARKET PERFORMANCE			
	Sep'24	Aug'24	Change
DSEX	5624.50	5804.42	-3.10%
DBH1STMF	9.08	9.27	-2.05%
GREENELMF	9.21	9.38	-1.81%
AIBL1STMF	9.44	9.58	-1.46%
MBL1STMF	9.14	9.34	-2.14%
LRGLOBMF1	9.04	9.24	-2.16%
NCCBLMF1	9.86	10.05	-1.89%

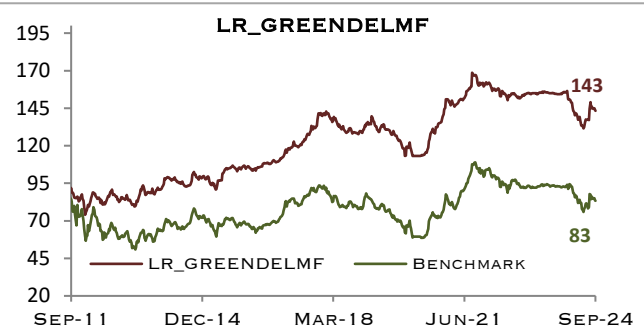
\* DBH1STMF, GREENELMF, LRGLOBMF1's &amp; NCCBLMF1's NAV RETURN HAS BEEN ADJUSTED FOR CASH DIVIDEND.

## LR GLOBAL PORTFOLIO UPDATE

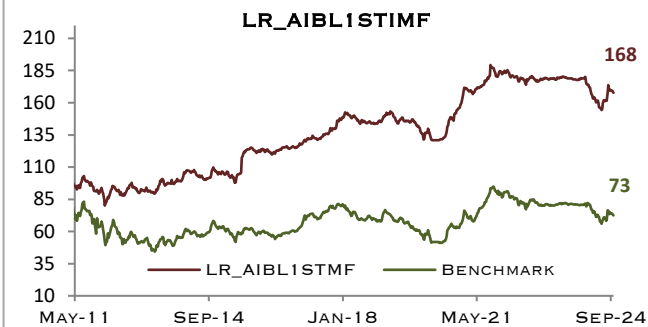
DBH1STMF MATERIALLY OUTPERFORMED THE BENCHMARK INDEX BY 71.1% AND DISBURSED 77.6% CASH DIVIDEND SINCE INCEPTION.



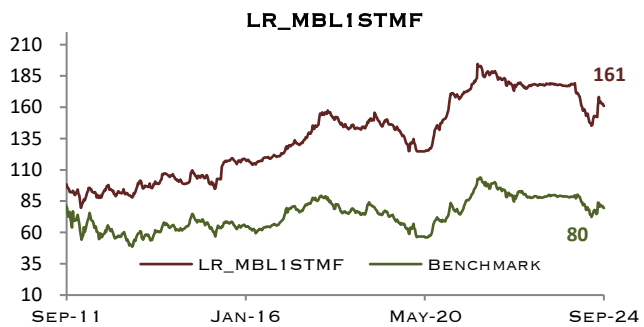
GREENDELMF MATERIALLY OUTPERFORMED THE BENCHMARK INDEX BY 60.0% AND DISBURSED 52.0% CASH DIVIDEND SINCE INCEPTION.



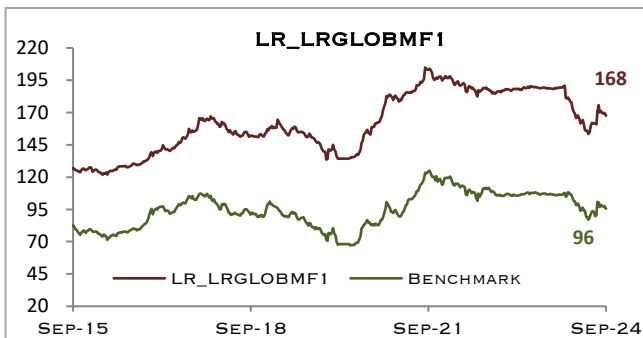
AIBL1STMF MATERIALLY OUTPERFORMED THE BENCHMARK INDEX BY 95.0% AND DISBURSED 64.4% CASH DIVIDEND SINCE INCEPTION.



MBL1STMF MATERIALLY OUTPERFORMED THE BENCHMARK INDEX BY 81.4% AND DISBURSED 62.8% CASH DIVIDEND SINCE INCEPTION.



LRGLOBMF1 MATERIALLY OUTPERFORMED THE BENCHMARK INDEX BY 72.0% AND DISBURSED 64.3% CASH DIVIDEND SINCE INCEPTION.



NCCBLMF1 MATERIALLY OUTPERFORMED THE BENCHMARK INDEX BY 71.6% AND DISBURSED 69.8% OF CASH DIVIDEND SINCE INCEPTION.

