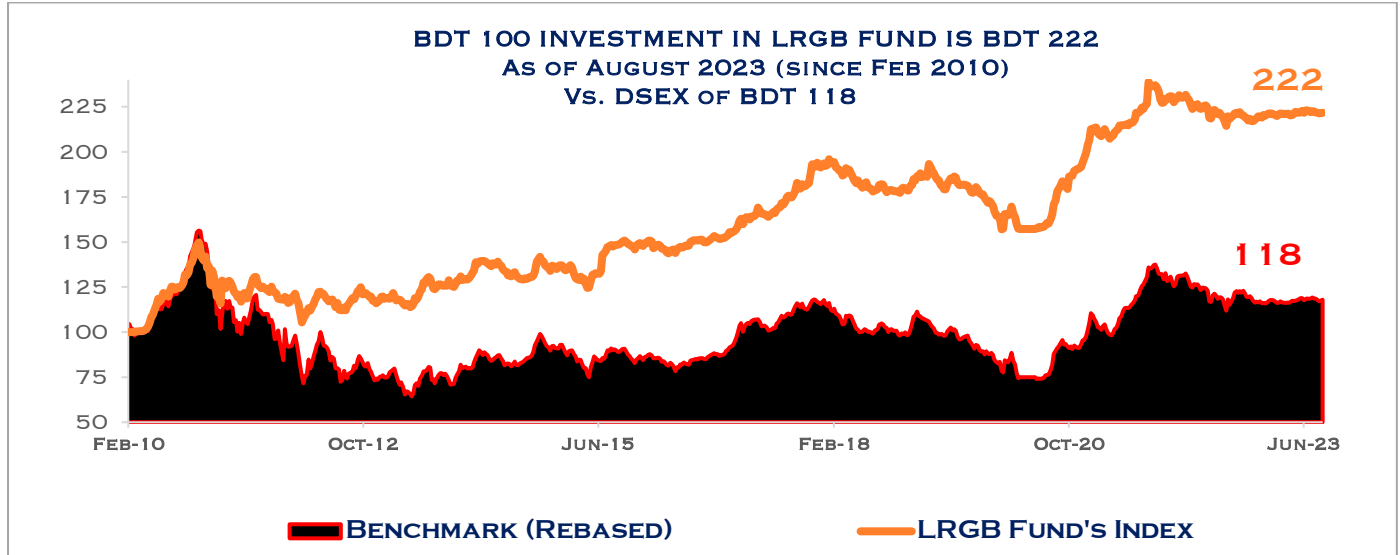


**LR GLOBAL PORTFOLIO PERFORMANCE**

**CONSISTENTLY OUTPERFORMED THE BENCHMARK INDEX ACROSS ALL FUNDS SINCE INCEPTION DUE TO OUR SECURITY SELECTION, ASSET ALLOCATION, MARKET TIMING, AND RISK MANAGEMENT PROCESS.**

\*NOTE: DSE REMAINED CLOSED FROM 26<sup>TH</sup> MARCH TO 28<sup>TH</sup> MAY 2020 DUE TO LOCKDOWN.



**LR GLOBAL MANAGED FUNDS HAVE CONSISTENTLY BEAT THE MARKET WITH OVER 63.9% CASH DIVIDENDS ON AVERAGE. DESPITE A FLAT MARKET SINCE 2010, LR GLOBAL MANAGED FUNDS HAVE MATERIALLY OUTPERFORMED THE BENCHMARK INDEX.**

VALUE ADDITION HISTORY	SINCE INCEPTION	10-YR	9-YR	8-YR	7-YR	6-YR	5-YR	4-YR	3-YR	2-YR	1-YR
CUMULATIVE RETURN LR GLOBAL	121.57%	74.82%	71.55%	50.28%	46.59%	26.83%	22.10%	24.73%	23.36%	-2.26%	0.11%
CUMULATIVE RETURN (DSEX)	17.87%	60.53%	41.05%	31.17%	37.58%	7.18%	13.22%	25.66%	27.84%	-9.76%	-3.21%
LR GLOBAL VALUE ADDITION	103.70%	14.30%	30.50%	19.11%	9.01%	19.65%	8.88%	-0.93%	-4.48%	7.50%	3.32%
MATERIAL VALUE ADDITION IN AN UP & DOWN MARKETS (ANNUALIZED)											
LR GLOBAL RETURN	6.11%	5.74%	6.18%	5.22%	5.62%	4.04%	4.07%	5.68%	7.25%	-1.14%	0.11%
DSEX RETURN	1.23%	4.85%	3.90%	3.45%	4.66%	1.16%	2.52%	5.88%	8.53%	-5.01%	-3.21%
LR GLOBAL VALUE ADDITION	4.87%	0.90%	2.28%	1.77%	0.95%	2.88%	1.56%	-0.20%	-1.28%	3.87%	3.32%
CUMULATIVE CASH DIVIDEND HISTORY											
	2023 -SINCE INCEPTION	2022	2021	2020	2019	2018	2017	2016	2015	2014	2013
DIVIDEND (BDT MN)	5,596.89	5,489.89	4,849.14	3,687.71	3,609.04	3,108.61	2,469.41	1,833.27	1,263.90	766.79	727.04
DIVIDEND % OF PAR	62.92%	61.71%	54.51%	41.45%	40.57%	34.94%	27.76%	20.61%	14.21%	8.62%	8.17%

**LR GLOBAL INDIVIDUAL PORTFOLIO DIVIDEND HISTORY**

**CONSISTENT PERFORMANCE ACROSS ALL FUNDS  
INCLUDING CASH DIVIDEND HISTORY DESPITE BEAR MARKETS OVER LAST 10 YEARS  
RETURNED OVER 62.92% CASH OF INITIAL INVESTMENT TO UNIT HOLDERS.**

DIVIDEND HISTORY	DBH1STMF	GREENELMF	AIBL1STMF	MBL1STMF	LRGLOBMF1	NCCBLMF1
FUND INCEPTION DATE	4-Feb-10	23-Sep-10	6-Jan-11	3-Feb-11	15-Sep-11	24-May-12
INITIAL FUND SIZE (BDT MN)	1,200	1,500	1,000	1,000	3,111	1,085
TL CASH DIVIDEND (BDT MN)	931.20	780.00	643.50	627.50	1,906.71	707.98
% TOTAL DIVIDEND TO PAR	78%	52%	64%	63%	61%	65%

**ALL INDIVIDUAL FUNDS MATERIALLY OUTPERFORMED  
THE BENCHMARK (DSEX) AND RETURNED OVER 63.9% CASH DIVIDEND ON AVERAGE.**

CUMULATIVE DIVIDEND YIELD	DBH1STMF	GREENELMF	AIBL1STMF	MBL1STMF	LRGLOBMF1	NCCBLMF1
5 YEARS	39.47%	38.67%	39.28%	46.60%	44.54%	43.25%
4 YEARS	29.62%	27.91%	28.79%	35.71%	36.95%	34.81%
3 YEARS	29.96%	27.74%	27.65%	34.50%	30.29%	32.84%
2 YEARS	13.60%	11.63%	13.21%	19.58%	30.47%	24.01%
1 YEAR	4.33%	2.17%	0.81%	6.44%	9.36%	8.67%

CUMULATIVE DIV. YIELD (ANNUALIZED)	DBH1STMF	GREENELMF	AIBL1STMF	MBL1STMF	LRGLOBMF1	NCCBLMF1
5 YEARS	7.89%	7.73%	7.86%	9.32%	8.91%	8.65%
4 YEARS	7.40%	6.98%	7.20%	8.93%	9.24%	8.70%
3 YEARS	9.99%	9.25%	9.22%	11.50%	10.10%	10.95%
2 YEARS	6.80%	5.82%	6.60%	9.79%	15.23%	12.01%
1 YEAR	4.33%	2.17%	0.81%	6.44%	9.36%	8.67%

NOTE: THE DIVIDEND DATA USED FOR AIBL1STMF AND MBL1STMF IS FOR 2022 WHILE THE REST ARE FOR 2021.

**MONTHLY MARKET PERFORMANCE**

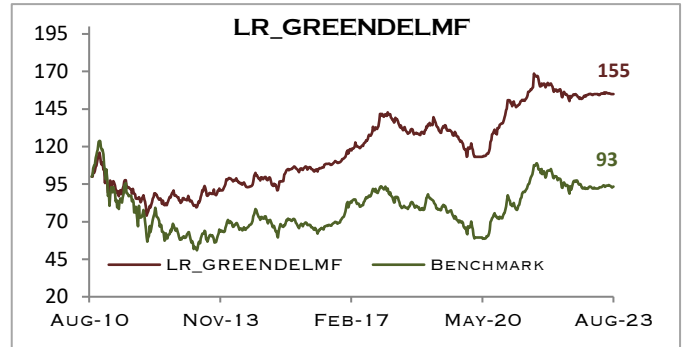
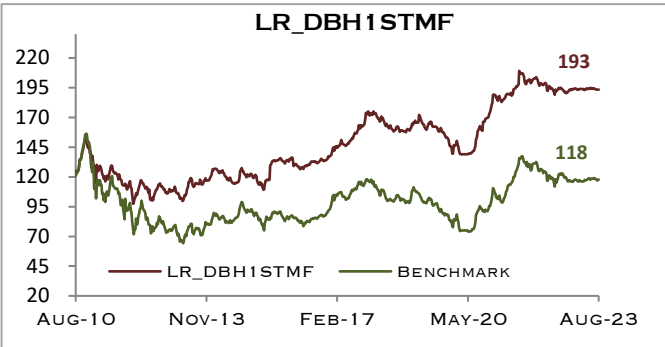
	July'23	June'23	Change
DSEX	6,299.50	6,324.81	-0.40%
DBH1STMF	10.26	10.28	-0.19%
GREENELMF	10.11	10.13	-0.20%
AIBL1STMF	10.07	10.1	-0.30%
MBL1STMF	10.10	10.12	-0.20%
LRGLOBMF1	10.50	10.52	-0.19%
NCCBLMF1	10.90	10.92	-0.18%

\* LRGLOBMF1's & NCCBLMF1's NOVEMBER'22 NAV RETURN HAS BEEN ADJUSTED FOR CASH DIVIDEND.

LR GLOBAL PORTFOLIO UPDATE

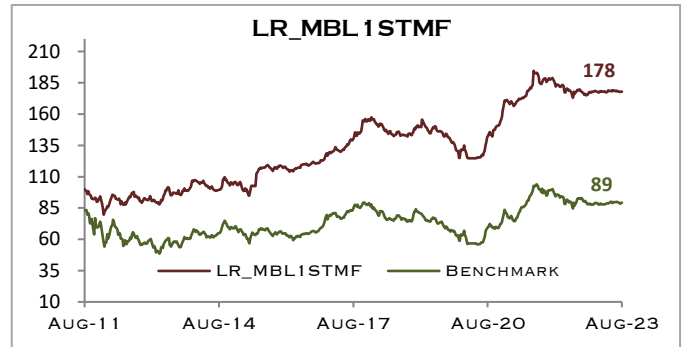
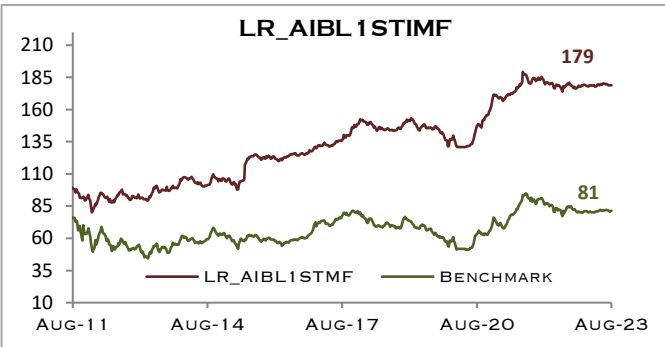
DBH1STMF MATERIALLY OUTPERFORMED THE BENCHMARK INDEX BY 75.6% AND DISBURSED 77.6% CASH DIVIDEND SINCE INCEPTION.

GREENDELMF MATERIALLY OUTPERFORMED THE BENCHMARK INDEX BY 61.7% AND DISBURSED 52.0% CASH DIVIDEND SINCE INCEPTION.



AIBL1STMF MATERIALLY OUTPERFORMED THE BENCHMARK INDEX BY 97.5% AND DISBURSED 64.4% CASH DIVIDEND SINCE INCEPTION.

MBL1STMF MATERIALLY OUTPERFORMED THE BENCHMARK INDEX BY 88.8% AND DISBURSED 62.8% CASH DIVIDEND SINCE INCEPTION.



LRGLOBMF1 MATERIALLY OUTPERFORMED THE BENCHMARK INDEX BY 82% AND DISBURSED 61.3% CASH DIVIDEND SINCE INCEPTION.

NCCBLMF1 MATERIALLY OUTPERFORMED THE BENCHMARK INDEX BY 68% AND DISBURSED 65.3% OF CASH DIVIDEND SINCE INCEPTION.

