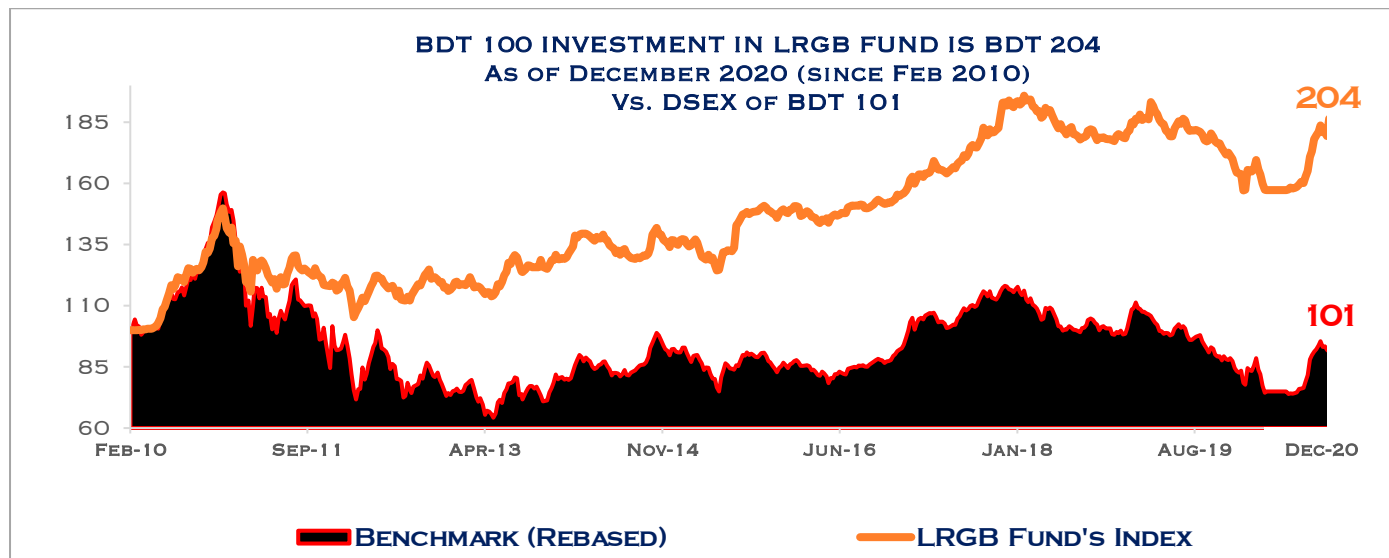


LR GLOBAL PORTFOLIO PERFORMANCE

CONSISTENTLY OUTPERFORMED THE BENCHMARK INDEX ACROSS ALL FUNDS SINCE INCEPTION DUE TO OUR SECURITY SELECTION, ASSET ALLOCATION, MARKET TIMING, AND RISK MANAGEMENT PROCESS.

*NOTE: DSE REMAINED CLOSED FROM 26TH MARCH TO 28TH MAY 2020 DUE TO LOCKDOWN.



LR GLOBAL MANAGED FUNDS HAVE CONSISTENTLY BEAT THE MARKET WITH OVER 40% CASH DIVIDENDS ON AVERAGE. DESPITE A FLAT MARKET SINCE 2010, LR GLOBAL MANAGED FUNDS HAVE MATERIALLY OUTPERFORMED THE BENCHMARK INDEX.

VALUE ADDITION HISTORY	SINCE INCEPTION	10-YR	9-YR	8-YR	7-YR	6-YR	5-YR	4-YR	3-YR	2-YR	1-YR
CUMULATIVE RETURN LRG	103.66%	46.98%	72.64%	73.54%	57.85%	49.02%	37.40%	30.90%	6.51%	14.14%	24.35%
CUMULATIVE RETURN VS (DSEX)	1.08%	-29.94%	19.66%	33.69%	26.46%	9.41%	18.02%	9.13%	-12.51%	2.60%	21.14%
LRG VALUE ADDITION	102.58%	76.92%	52.98%	39.85%	31.39%	39.61%	19.38%	21.77%	19.02%	11.54%	3.21%
MATERIAL VALUE ADDITION IN AN UP & DOWN MARKETS (ANNUALIZED)											
LR GLOBAL RETURN	6.84%	3.97%	6.34%	7.21%	6.82%	6.92%	6.61%	6.96%	2.13%	6.84%	24.35%
DSEX RETURN	0.10%	-3.54%	2.04%	3.73%	3.45%	1.52%	3.40%	2.21%	-4.36%	1.29%	21.14%
LRG VALUE ADDITION	6.74%	7.51%	4.30%	3.47%	3.37%	5.40%	3.22%	4.75%	6.48%	5.55%	3.21%
ACTIVE MANAGEMENT HISTORY (LOW BETA & GENERATED CONSISTENT ALPHA)											
BETA (LRG vs DSEX)	0.32	0.31	0.30	0.40	0.46	0.46	0.47	0.47	0.47	0.48	0.49
LRG ALPHA VS DSEX	5.53%	3.77%	4.42%	4.59%	4.23%	5.21%	4.03%	4.93%	3.16%	5.24%	13.01%
CUMULATIVE CASH DIVIDEND HISTORY											
DIVIDEND (BDT MN)	3,609.04	3,108.6	3,108.6	2,469.41	1,833.27	1,263.9	766.79	727.04	378.00	378.00	84.00
DIVIDEND % OF PAR	41.48%	35.73%	35.73%	28.38%	21.07%	14.53%	8.81%	8.36%	8.04%	8.04%	3.11%

LR GLOBAL INDIVIDUAL PORTFOLIO DIVIDEND HISTORY

**CONSISTENT PERFORMANCE ACROSS ALL FUNDS
INCLUDING CASH DIVIDEND HISTORY DESPITE BEAR MARKETS OVER LAST 10 YEARS
RETURNED OVER 40% CASH OF INITIAL INVESTMENT TO UNIT HOLDERS**

DIVIDEND HISTORY	DBH1STMF	GREENELMF	AIBL1STMF	MBL1STMF	LRGLOBMF1	NCCBLMF1
FUND INCEPTION DATE	4-Feb-10	23-Sep-10	6-Jan-11	3-Feb-11	15-Sep-11	24-May-12
INITIAL FUND SIZE (BDT MN)	1,200	1,500	1,000	1,000	3,000	1,000
TL CASH DIVIDEND (BDT MN)	667.20	472.50	415.00	370.00	1,250.33	434.01
% TOTAL DIVIDEND TO PAR	56%	32%	42%	37%	44%	50%

***INCLUDES REINVESTMENT UNITS

**ALL INDIVIDUAL FUNDS MATERIALLY OUTPERFORMED
THE BENCHMARK (DSEX) AND RETURNED OVER 40% CASH DIVIDEND ON AVERAGE.**

CUMULATIVE DIVIDEND YIELD	DBH1STMF	GREENELMF	AIBL1STMF	MBL1STMF	LRGLOBMF1	NCCBLMF1
5 YEAR	39.38%	41.92%	47.10%	45.91%	46.54%	37.60%
4 YEAR	32.24%	33.80%	46.84%	44.29%	30.90%	27.55%
3 YEAR	26.80%	28.52%	30.47%	32.69%	24.65%	22.65%
2 YEAR	21.49%	23.15%	21.62%	23.10%	14.27%	8.91%
1 YEAR	11.17%	11.56%	10.77%	11.58%	6.17%	0.00%

CUMULATIVE DIV. YIELD (ANNUALIZED)	DBH1STMF	GREENELMF	AIBL1STMF	MBL1STMF	LRGLOBMF1	NCCBLMF1
5 YEAR	7.88%	8.38%	9.42%	9.18%	9.31%	7.52%
4 YEAR	8.06%	8.45%	11.71%	11.07%	7.72%	6.89%
3 YEAR	8.93%	9.51%	10.16%	10.90%	8.22%	7.55%
2 YEAR	10.74%	11.58%	10.81%	11.55%	7.14%	4.46%
1 YEAR	11.17%	11.56%	10.77%	11.58%	6.17%	0.00%

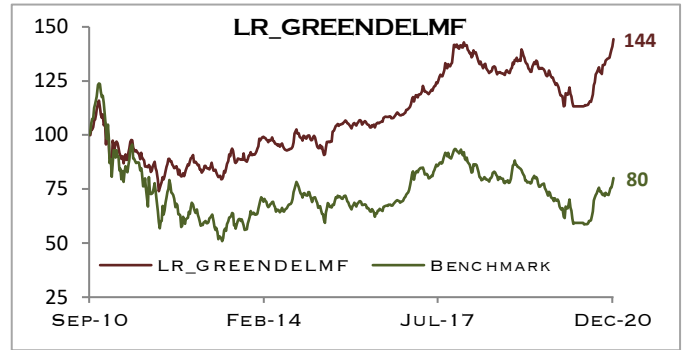
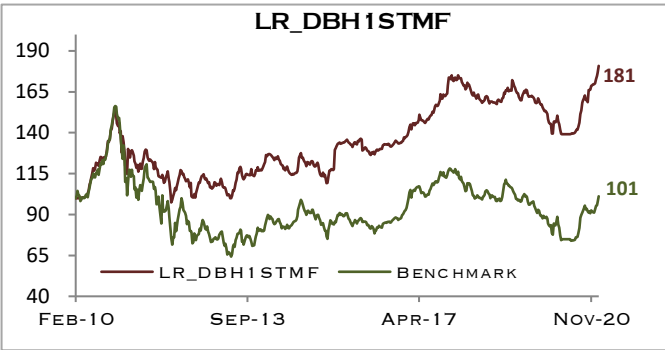
ALL LR GLOBAL MANAGED FUNDS MATERIALLY INCREASED DURING THE MONTH.

MONTHLY MARKET PERFORMANCE

	DECEMBER	NOVEMBER	CHANGE
DSEX	5,402.07	4,866.84	11.00%
DBH1STMF	11.34	10.61	6.88%
GREENELMF	11.15	10.42	7.01%
AIBL1STMF	11.49	10.78	6.59%
MBL1STMF	11.58	10.73	7.92%
LRGLOBMF1	11.60	10.76	7.81%
NCCBLMF1	11.81	11.22	5.26%

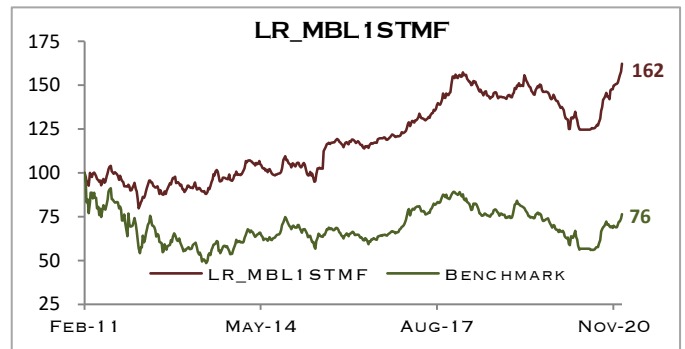
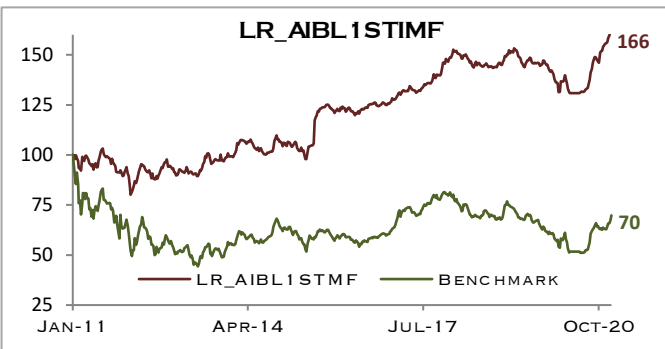
DBH1STMF MATERIALLY OUTPERFORMED THE BENCHMARK INDEX BY 79.8% AND DISBURSED 55.6% CASH DIVIDEND SINCE INCEPTION.

GREENELMF MATERIALLY OUTPERFORMED THE BENCHMARK INDEX BY 64.2% AND DISBURSED 31.5% CASH DIVIDEND SINCE INCEPTION.



AIBL1STMF MATERIALLY OUTPERFORMED THE BENCHMARK INDEX BY 96.0% AND DISBURSED 41.5% CASH DIVIDEND SINCE INCEPTION.

MBL1STMF MATERIALLY OUTPERFORMED THE BENCHMARK INDEX BY 85.9% AND DISBURSED 37.0% CASH DIVIDEND SINCE INCEPTION.



LRGLOBMF1 MATERIALLY OUTPERFORMED THE BENCHMARK INDEX BY 82.7% AND DISBURSED 44.3% CASH DIVIDEND SINCE INCEPTION.

NCCBLMF1 MATERIALLY OUTPERFORMED THE BENCHMARK INDEX BY 61.8% AND DISBURSED 50.0% OF CASH DIVIDEND SINCE INCEPTION.

