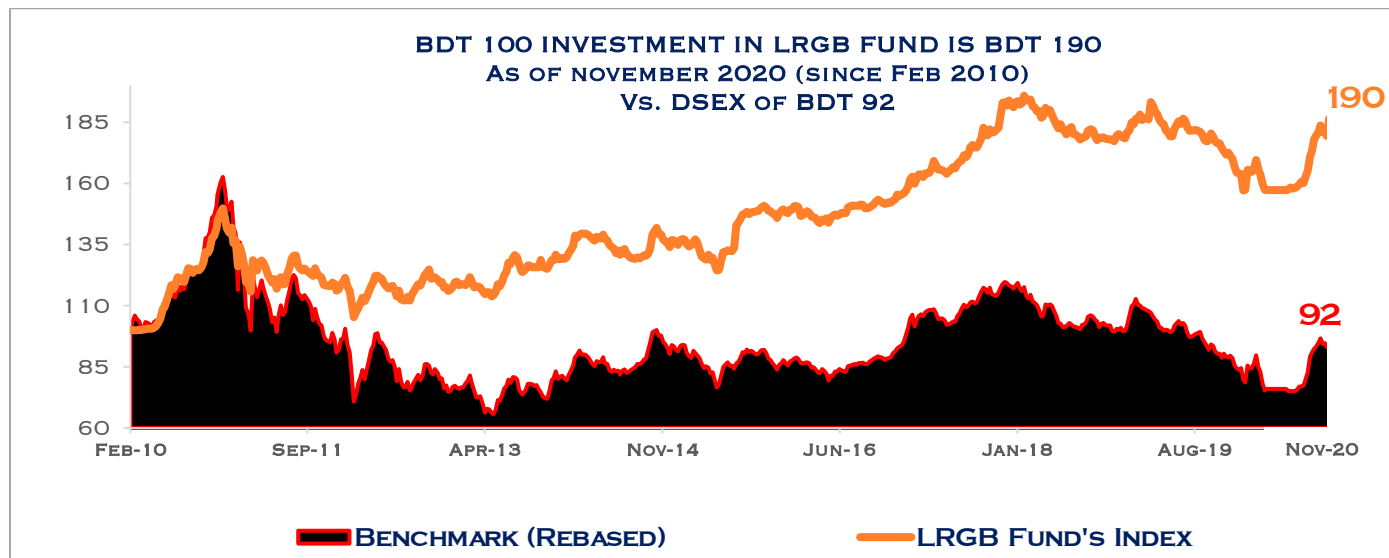


LR GLOBAL PORTFOLIO PERFORMANCE

CONSISTENTLY OUTPERFORMED THE BENCHMARK INDEX ACROSS ALL FUNDS SINCE INCEPTION DUE TO OUR SECURITY SELECTION, ASSET ALLOCATION, MARKET TIMING, AND RISK MANAGEMENT PROCESS.

*NOTE: DSE REMAINED CLOSED FROM 26TH MARCH TO 28TH MAY 2020 DUE TO LOCKDOWN.



LR GLOBAL MANAGED FUNDS HAVE CONSISTENTLY BEAT THE MARKET WITH OVER 40% CASH DIVIDENDS ON AVERAGE. DESPITE A FLAT MARKET SINCE 2010, LR GLOBAL MANAGED FUNDS HAVE MATERIALLY OUTPERFORMED THE BENCHMARK INDEX.

VALUE ADDITION HISTORY	SINCE INCEPTION	10-YR	9-YR	8-YR	7-YR	6-YR	5-YR	4-YR	3-YR	2-YR	1-YR
CUMULATIVE RETURN LRG	90.67%	49.40%	54.69%	57.06%	52.38%	39.24%	29.39%	25.28%	-1.22%	7.57%	11.28%
CUMULATIVE RETURN VS (DSEX)	-7.73%	-29.35%	-12.45%	12.47%	28.33%	-2.97%	8.30%	3.77%	-22.39%	-7.16%	2.91%
LRG VALUE ADDITION	98.40%	78.75%	67.14%	44.59%	24.05%	42.22%	21.09%	21.51%	21.17%	14.73%	8.37%
MATERIAL VALUE ADDITION IN AN UP & DOWN MARKETS (ANNUALIZED)											
LR GLOBAL RETURN	6.21%	4.14%	5.03%	5.86%	6.27%	5.71%	5.33%	5.80%	-0.41%	3.71%	11.28%
DSEX RETURN	-0.76%	-3.45%	-1.49%	1.49%	3.67%	-0.51%	1.62%	0.93%	-8.10%	-3.65%	2.91%
LRG VALUE ADDITION	6.96%	7.60%	6.52%	4.37%	2.60%	6.22%	3.71%	4.87%	7.69%	7.36%	8.37%
ACTIVE MANAGEMENT HISTORY (LOW BETA & GENERATED CONSISTENT ALPHA)											
BETA (LRG vs DSEX)	0.46	0.46	0.44	0.46	0.48	0.49	0.47	0.47	0.47	0.47	0.50
LRG ALPHA VS DSEX	4.85%	4.03%	3.91%	3.48%	2.88%	4.34%	2.90%	3.69%	1.70%	3.79%	8.25%
CUMULATIVE CASH DIVIDEND HISTORY											
DIVIDEND (BDT MN)	3,609.04	3,108.6	3,108.6	2,469.41	1,833.27	1,263.9	766.79	727.04	378.00	378.00	84.00
DIVIDEND % OF PAR	41.48%	35.73%	35.73%	28.38%	21.07%	14.53%	8.81%	8.36%	8.04%	8.04%	3.11%

LR GLOBAL INDIVIDUAL PORTFOLIO DIVIDEND HISTORY

**CONSISTENT PERFORMANCE ACROSS ALL FUNDS
INCLUDING CASH DIVIDEND HISTORY DESPITE BEAR MARKETS OVER LAST 10 YEARS
RETURNED OVER 40% CASH OF INITIAL INVESTMENT TO UNIT HOLDERS**

DIVIDEND HISTORY	DBH1STMF	GREENELMF	AIBL1STMF	MBL1STMF	LRGLOBMF1	NCCBLMF1
FUND INCEPTION DATE	4-Feb-10	23-Sep-10	6-Jan-11	3-Feb-11	15-Sep-11	24-May-12
INITIAL FUND SIZE (BDT MN)	1,200	1,500	1,000	1,000	3,000	1,000
TL CASH DIVIDEND (BDT MN)	667.20	472.50	415.00	370.00	1,250.33	434.01
% TOTAL DIVIDEND TO PAR	56%	32%	42%	37%	44%	50%

***INCLUDES REINVESTMENT UNITS

**ALL INDIVIDUAL FUNDS MATERIALLY OUTPERFORMED
THE BENCHMARK (DSEX) AND RETURNED OVER 40% CASH DIVIDEND ON AVERAGE.**

CUMULATIVE DIVIDEND YIELD	DBH1STMF	GREENELMF	AIBL1STMF	MBL1STMF	LRGLOBMF1	NCCBLMF1
5 YEAR	39.57%	42.20%	47.20%	46.11%	46.60%	42.08%
4 YEAR	32.21%	33.82%	46.90%	44.35%	30.89%	36.47%
3 YEAR	26.56%	28.32%	30.53%	32.52%	24.53%	29.00%
2 YEAR	21.41%	23.19%	21.78%	23.18%	14.28%	24.09%
1 YEAR	10.96%	11.50%	10.97%	11.82%	6.19%	9.27%

CUMULATIVE DIV. YIELD (ANNUALIZED)	DBH1STMF	GREENELMF	AIBL1STMF	MBL1STMF	LRGLOBMF1	NCCBLMF1
5 YEAR	7.91%	8.44%	9.44%	9.22%	9.32%	8.42%
4 YEAR	8.05%	8.45%	11.72%	11.09%	7.72%	9.12%
3 YEAR	8.85%	9.44%	10.18%	10.84%	8.18%	9.67%
2 YEAR	10.70%	11.59%	10.89%	11.59%	7.14%	12.04%
1 YEAR	10.96%	11.50%	10.97%	11.82%	6.19%	9.27%

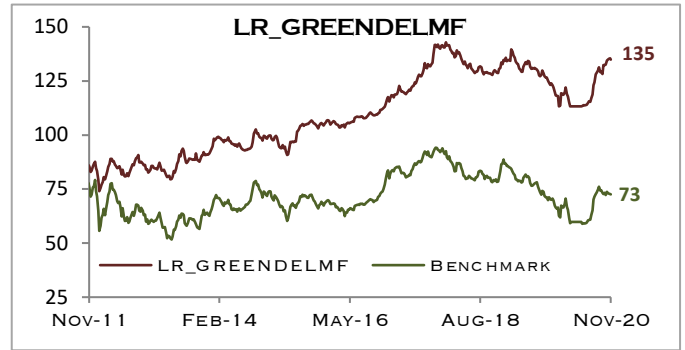
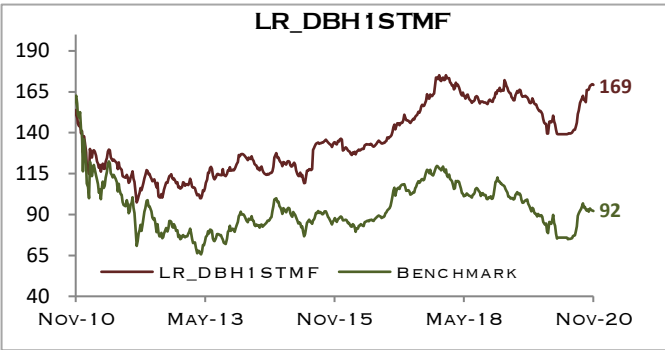
**ALL LR GLOBAL MANAGED FUNDS MATERIALLY OUTPERFORMED THE BENCHMARK INDEX
DURING THE MONTH.**

MONTHLY MARKET PERFORMANCE

	NOVEMBER	OCTOBER	CHANGE
DSEX	4,866.84	4,846.10	0.43%
DBH1STMF	10.61	10.43	1.73%
GREENELMF	10.42	10.24	1.76%
AIBL1STMF	10.78	10.53	2.37%
MBL1STMF	10.73	10.53	1.90%
LRGLOBMF1	10.76	10.56	1.89%
NCCBLMF1	11.22	11.05	1.54%

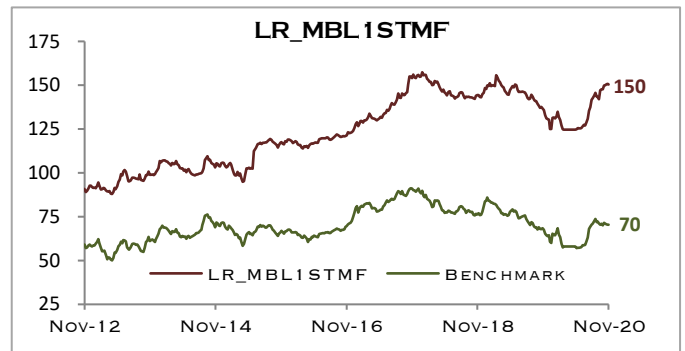
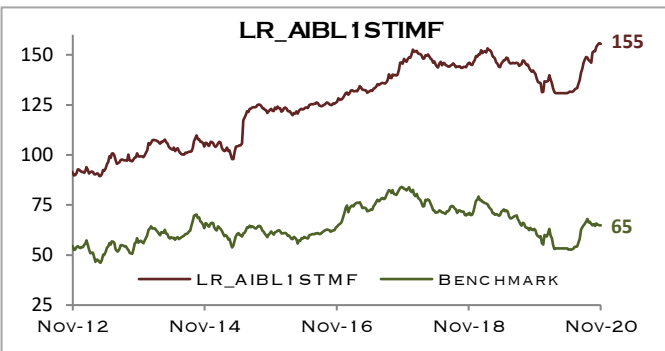
DBH1STMF MATERIALLY OUTPERFORMED THE BENCHMARK INDEX BY 76.9% AND DISBURSED 55.6% CASH DIVIDEND SINCE INCEPTION.

GREENDELMF MATERIALLY OUTPERFORMED THE BENCHMARK INDEX BY 62.3% AND DISBURSED 31.5% CASH DIVIDEND SINCE INCEPTION.



AIBL1STMF MATERIALLY OUTPERFORMED THE BENCHMARK INDEX BY 90.7% AND DISBURSED 41.5% CASH DIVIDEND SINCE INCEPTION.

MBL1STMF MATERIALLY OUTPERFORMED THE BENCHMARK INDEX BY 80.1% AND DISBURSED 37.0% CASH DIVIDEND SINCE INCEPTION.



LRGLOBMF1 MATERIALLY OUTPERFORMED THE BENCHMARK INDEX BY 78.0% AND DISBURSED 44.3% CASH DIVIDEND SINCE INCEPTION.

NCCBLMF1 MATERIALLY OUTPERFORMED THE BENCHMARK INDEX BY 62.0% AND DISBURSED 50.0% OF CASH DIVIDEND SINCE INCEPTION.

