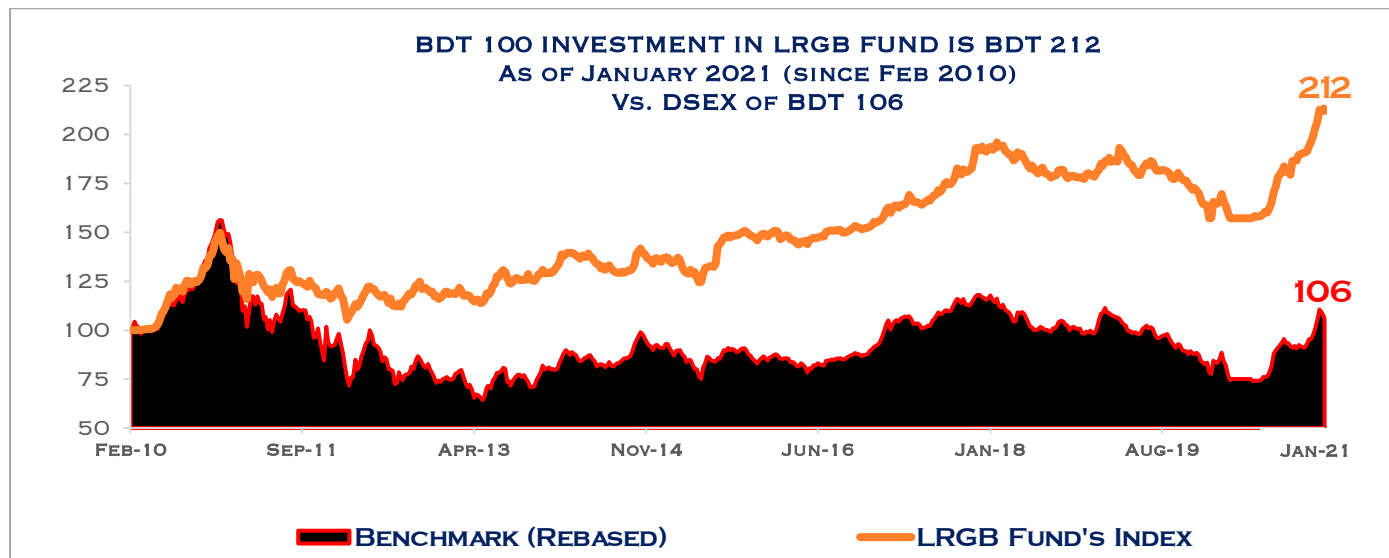


**LR GLOBAL PORTFOLIO PERFORMANCE**

**CONSISTENTLY OUTPERFORMED THE BENCHMARK INDEX ACROSS ALL FUNDS SINCE INCEPTION DUE TO OUR SECURITY SELECTION, ASSET ALLOCATION, MARKET TIMING, AND RISK MANAGEMENT PROCESS.**

\*NOTE: DSE REMAINED CLOSED FROM 26<sup>TH</sup> MARCH TO 28<sup>TH</sup> MAY 2020 DUE TO LOCKDOWN.



**LR GLOBAL MANAGED FUNDS HAVE CONSISTENTLY BEAT THE MARKET WITH OVER 40% CASH DIVIDENDS ON AVERAGE. DESPITE A FLAT MARKET SINCE 2010, LR GLOBAL MANAGED FUNDS HAVE MATERIALLY OUTPERFORMED THE BENCHMARK INDEX.**

VALUE ADDITION HISTORY	SINCE INCEPTION	10-YR	9-YR	8-YR	7-YR	6-YR	5-YR	4-YR	3-YR	2-YR	1-YR
CUMULATIVE RETURN LRG	111.95%	45.01%	78.42%	77.17%	61.41%	54.73%	40.59%	30.20%	8.21%	13.68%	28.62%
CUMULATIVE RETURN VS (DSEX)	5.72%	-32.24%	14.33%	40.19%	32.60%	13.84%	20.50%	0.69%	-8.98%	-5.04%	26.88%
LRG VALUE ADDITION	106.23%	77.25%	64.10%	36.98%	28.81%	40.89%	20.09%	29.51%	17.19%	18.73%	1.74%
MATERIAL VALUE ADDITION IN AN UP & DOWN MARKETS (ANNUALIZED)											
LR GLOBAL RETURN	7.17%	3.83%	6.73%	7.49%	7.16%	7.60%	7.11%	6.82%	2.67%	6.62%	28.62%
DSEX RETURN	0.51%	-3.86%	1.52%	4.36%	4.16%	2.20%	3.83%	0.17%	-3.09%	-2.55%	26.88%
LRG VALUE ADDITION	6.66%	7.69%	5.22%	3.13%	3.00%	5.40%	3.28%	6.65%	5.75%	9.18%	1.74%
ACTIVE MANAGEMENT HISTORY (LOW BETA & GENERATED CONSISTENT ALPHA)											
BETA (LRG vs DSEX)	0.32	0.31	0.35	0.41	0.45	0.46	0.47	0.47	0.46	0.48	0.43
LRG ALPHA VS DSEX	6.15%	4.15%	5.39%	4.97%	4.59%	5.91%	4.66%	6.08%	3.43%	7.21%	16.37%
CUMULATIVE CASH DIVIDEND HISTORY											
DIVIDEND (BDT MN)	3,609.04	3,108.6	3,108.6	2,469.41	1,833.27	1,263.9	766.79	727.04	378.00	378.00	84.00
DIVIDEND % OF PAR	41.48%	35.73%	35.73%	28.38%	21.07%	14.53%	8.81%	8.36%	8.04%	8.04%	3.11%

**LR GLOBAL INDIVIDUAL PORTFOLIO DIVIDEND HISTORY**

**CONSISTENT PERFORMANCE ACROSS ALL FUNDS  
INCLUDING CASH DIVIDEND HISTORY DESPITE BEAR MARKETS OVER LAST 10 YEARS  
RETURNED OVER 40% CASH OF INITIAL INVESTMENT TO UNIT HOLDERS**

DIVIDEND HISTORY	DBH1STMF	GREENELMF	AIBL1STMF	MBL1STMF	LRGLOBMF1	NCCBLMF1
FUND INCEPTION DATE	4-Feb-10	23-Sep-10	6-Jan-11	3-Feb-11	15-Sep-11	24-May-12
INITIAL FUND SIZE (BDT MN)	1,200	1,500	1,000	1,000	3,000	1,000
TL CASH DIVIDEND (BDT MN)	667.20	472.50	415.00	370.00	1,250.33	434.01
% TOTAL DIVIDEND TO PAR	56%	32%	42%	37%	44%	50%

\*\*\*INCLUDES REINVESTMENT UNITS

**ALL INDIVIDUAL FUNDS MATERIALLY OUTPERFORMED  
THE BENCHMARK (DSEX) AND RETURNED OVER 40% CASH DIVIDEND ON AVERAGE.**

CUMULATIVE DIVIDEND YIELD	DBH1STMF	GREENELMF	AIBL1STMF	MBL1STMF	LRGLOBMF1	NCCBLMF1
5 YEAR	39.21%	41.57%	46.81%	45.73%	46.32%	37.34%
4 YEAR	32.32%	33.77%	46.67%	44.32%	30.93%	27.46%
3 YEAR	27.05%	28.66%	30.25%	32.88%	24.74%	22.62%
2 YEAR	21.71%	23.13%	21.37%	23.08%	14.29%	8.81%
1 YEAR	11.19%	11.34%	10.36%	11.27%	6.12%	0.00%

CUMULATIVE DIV. YIELD (ANNUALIZED)	DBH1STMF	GREENELMF	AIBL1STMF	MBL1STMF	LRGLOBMF1	NCCBLMF1
5 YEAR	7.84%	8.31%	9.36%	9.15%	9.26%	7.47%
4 YEAR	8.08%	8.44%	11.67%	11.08%	7.73%	6.87%
3 YEAR	9.02%	9.55%	10.08%	10.96%	8.25%	7.54%
2 YEAR	10.86%	11.56%	10.68%	11.54%	7.14%	4.41%
1 YEAR	11.19%	11.34%	10.36%	11.27%	6.12%	0.00%

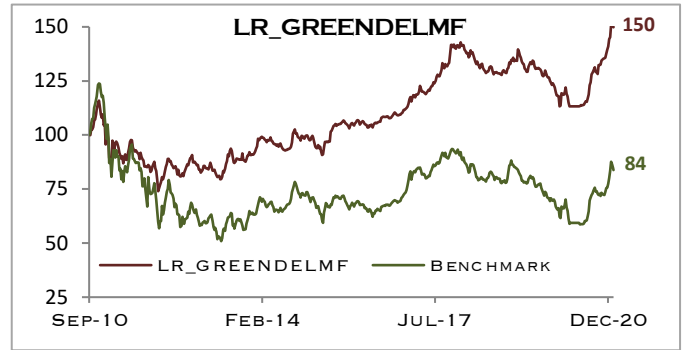
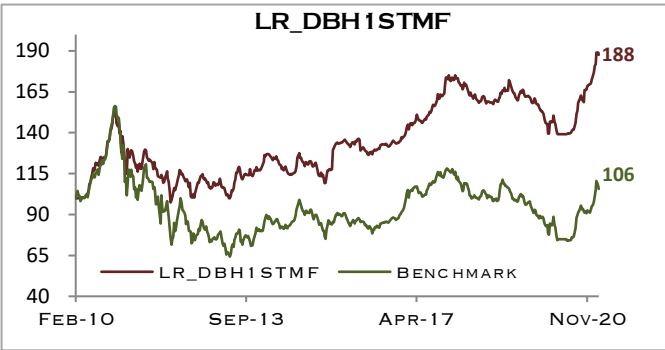
**ALL LR GLOBAL MANAGED FUNDS MATERIALLY INCREASED DURING THE MONTH.**

**MONTHLY MARKET PERFORMANCE**

	JAN'21	DEC'20	CHANGE
DSEX	5,649.86	5,402.07	4.59%
DBH1STMF	11.76	11.34	3.70%
GREENELMF	11.58	11.15	3.86%
AIBL1STMF	11.83	11.49	2.96%
MBL1STMF	12.16	11.58	5.01%
LRGLOBMF1	12.11	11.60	4.40%
NCCBLMF1	12.28	11.81	3.98%

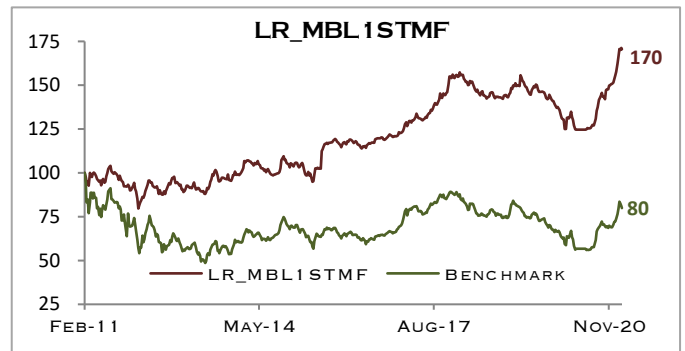
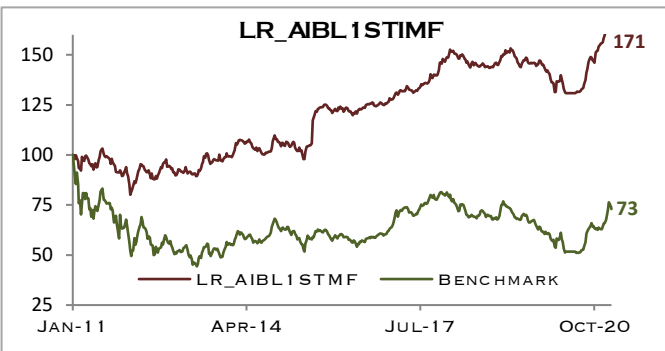
DBH1STMF MATERIALLY OUTPERFORMED THE BENCHMARK INDEX BY 81.8% AND DISBURSED 55.6% CASH DIVIDEND SINCE INCEPTION.

GREENDELMF MATERIALLY OUTPERFORMED THE BENCHMARK INDEX BY 66.1% AND DISBURSED 31.5% CASH DIVIDEND SINCE INCEPTION.



AIBL1STMF MATERIALLY OUTPERFORMED THE BENCHMARK INDEX BY 97.7% AND DISBURSED 41.5% CASH DIVIDEND SINCE INCEPTION.

MBL1STMF MATERIALLY OUTPERFORMED THE BENCHMARK INDEX BY 90.5% AND DISBURSED 37.0% CASH DIVIDEND SINCE INCEPTION.



LRGLOBMF1 MATERIALLY OUTPERFORMED THE BENCHMARK INDEX BY 86.2% AND DISBURSED 44.3% CASH DIVIDEND SINCE INCEPTION.

NCCBLMF1 MATERIALLY OUTPERFORMED THE BENCHMARK INDEX BY 63.6% AND DISBURSED 50.0% OF CASH DIVIDEND SINCE INCEPTION.

